


ASTRAZENECA PLC FUTURE (AZNF) - EUX/202512

2024/04/26 18:30:52

Price
12,696.4312 GBP

Difference  **-0.32% (-41.03)**

General attributes

Symbol AZNFZ25
 Exchange Eurex
 Currency GBP
 Security type Future
 Underlying ASTRAZENECA PLC
 Maturity 12-2025
 Contract size 1,000

Market data

Bid (Bid size) - GBP (-)
 Ask (Ask size) - GBP (-)
 Open 12,696.4312 GBP
 High 12,696.4312 GBP
 Low 12,696.4312 GBP
 Close (prev. day) 12,737.4621 GBP
 Underlying ASTRAZENECA PLC
 Underlying price (date) 11,988.00 (24/04/26)
 Settlement price (date) 12,696.43 (24/04/26)
 Open Interest 0

Performance and Risk

	6m	1y	3y
Perf (%)	+14.29%	-1.48%	-
Perf (abs.)	+1,587.85	-190.23	-
Beta	-	-	-
Volatility	23.36	24.33	-

Futures and Options

Related Futures -
 Related Options -







Information about previous performance does not guarantee future performance.
 Source: FactSet

Price data

Ø price 5 days Ø volume 5 days (pcs.)	12,242.5187 GBP (0)
Ø price 30 days Ø volume 30 days (pcs.)	11,392.8555 GBP (0)
Ø price 100 days Ø volume 100 days (pcs.)	11,006.7174 GBP (0)
Ø price 250 days Ø volume 250 days (pcs.)	11,507.6565 GBP (0)
YTD High date	12,737.4621 GBP (2024/04/25)
YTD Low date	9,882.8803 GBP (2024/02/12)
52 Weeks High date	13,150.5869 GBP (2023/05/16)
52 Weeks Low date	9,882.8803 GBP (2024/02/12)

Recent Research

on sector

Date		Headline	Download
2024/04/26		Global Equity Ratings	
2024/04/26		Aktienempfehlungen Global	
2024/04/15		Aktienempfehlungen Österreich	
2024/04/03		Global Equity Ratings	
2024/04/03		Aktienempfehlungen Global	