

# VISCOFAN S.A. FUTURE (VICF) - EUX/202512

2024/07/26 18:36:04

**Price**  
**58.623** EUR

**Difference**  **-0.01% (-0.00)**

### General attributes

Symbol	VICFZ25
Exchange	Eurex
Currency	EUR
Security type	Future
Underlying	VISCOFAN SA
Maturity	12-2025
Contract size	100

### Market data

Bid (Bid size)	- EUR (-)
Ask (Ask size)	- EUR (-)
Open	58.623 EUR
High	58.623 EUR
Low	58.623 EUR
Close (prev. day)	58.6278 EUR
Underlying	VISCOFAN SA
Underlying price (date)	59.20 (24/07/26)
Settlement price (date)	58.62 (24/07/26)
Open Interest	0

### Performance and Risk

	6m	1y	3y
Perf (%)	+10.27%	-5.42%	-
Perf (abs.)	+5.46	-3.36	-
Beta	-	-	-
Volatility	24.32	23.81	-

### Futures and Options

Related Futures	-
Related Options	-

5y












Information about previous performance does not guarantee future performance.  
Source: FactSet

### Price data

Ø price 5 days   Ø volume 5 days (pcs.)	59.137 EUR (0)
Ø price 30 days   Ø volume 30 days (pcs.)	60.222 EUR (0)
Ø price 100 days   Ø volume 100 days (pcs.)	59.255 EUR (0)
Ø price 250 days   Ø volume 250 days (pcs.)	56.627 EUR (0)
YTD High   date	62.420 EUR (2024/05/24)
YTD Low   date	50.868 EUR (2024/02/28)
52 Weeks High   date	62.486 EUR (2023/07/27)
52 Weeks Low   date	50.430 EUR (2023/10/27)

### Recent Research

on sector		on market	
Date		Headline	Download
2024/07/26		Equity Weekly	
2024/07/24		Global Equity Ratings	
2024/07/24		Aktienempfehlungen Global	
2024/07/15		Aktienempfehlungen Global	
2024/07/12		Equity Weekly	