

STELLANTIS NV (FRÜH.FIAT CHR.) FUTURE (FIAK) - EUX/202512

2024/07/26 18:35:16

Price
15.9006 EUR

Difference  **-2.99% (-0.49)**

General attributes

Symbol	FIAKZ25
Exchange	Eurex
Currency	EUR
Security type	Future
Underlying	STELLANTIS N.V.
Maturity	12-2025
Contract size	1,000

Market data

Bid (Bid size)	- EUR (-)
Ask (Ask size)	- EUR (-)
Open	15.9006 EUR
High	15.9006 EUR
Low	15.9006 EUR
Close (prev. day)	16.3906 EUR
Underlying	STELLANTIS N.V.
Underlying price (date)	16.166 (24/07/26)
Settlement price (date)	15.90 (24/07/26)
Open Interest	0

Performance and Risk

	6m	1y	3y
Perf (%)	-11.13%	-4.38%	-
Perf (abs.)	-1.99	-0.73	-
Beta	-	-	-
Volatility	34.73	30.48	-

Futures and Options

Related Futures	-
Related Options	-












5y

Information about previous performance does not guarantee future performance.
Source: FactSet

Price data

Ø price 5 days Ø volume 5 days (pcs.)	17.3699 EUR (0)
Ø price 30 days Ø volume 30 days (pcs.)	18.2559 EUR (0)
Ø price 100 days Ø volume 100 days (pcs.)	20.7690 EUR (0)
Ø price 250 days Ø volume 250 days (pcs.)	19.2350 EUR (0)
YTD High date	25.3996 EUR (2024/03/25)
YTD Low date	15.9006 EUR (2024/07/26)
52 Weeks High date	25.3996 EUR (2024/03/25)
52 Weeks Low date	15.5388 EUR (2023/08/18)

Recent Research

on underlying	on sector	on market	
Date		Headline	Download
2023/06/06		Global Equity Ratings	
2023/06/06		Aktienempfehlungen Global	
2023/06/01		Aktienempfehlungen Global	
2023/06/01		Global Equity Ratings	
2023/05/24		Global Equity Ratings	