


# STELLANTIS NV (FRÜH.FIAT CHR.) FUTURE (FIAK) - EUX/202512

2024/05/16 18:30:41

**Price**  
**20.6567** EUR

**Difference**  **-1.19% (-0.25)**

**General attributes**

Symbol	FIAKZ25
Exchange	Eurex
Currency	EUR
Security type	Future
Underlying	STELLANTIS N.V.
Maturity	12-2025
Contract size	1,000

**Market data**

Bid (Bid size)	- EUR (-)
Ask (Ask size)	- EUR (-)
Open	20.6567 EUR
High	20.6567 EUR
Low	20.6567 EUR
Close (prev. day)	20.9064 EUR
Underlying	STELLANTIS N.V.
Underlying price (date)	20.94 (24/05/17)
Settlement price (date)	20.66 (24/05/16)
Open Interest	0

**Performance and Risk**

	6m	1y	3y
Perf (%)	+19.37%	+47.28%	-
Perf (abs.)	+3.35	+6.63	-
Beta	-	-	-
Volatility	31.72	29.82	-

**Futures and Options**

Related Futures	-
Related Options	-












Information about previous performance does not guarantee future performance.  
 Source: FactSet

**Price data**

Ø price 5 days   Ø volume 5 days (pcs.)	20.5930 EUR (0)
Ø price 30 days   Ø volume 30 days (pcs.)	21.7457 EUR (0)
Ø price 100 days   Ø volume 100 days (pcs.)	21.3355 EUR (0)
Ø price 250 days   Ø volume 250 days (pcs.)	18.5251 EUR (0)
YTD High   date	25.3996 EUR (2024/03/25)
YTD Low   date	17.7869 EUR (2024/01/25)
52 Weeks High   date	25.3996 EUR (2024/03/25)
52 Weeks Low   date	13.4766 EUR (2023/05/31)

**Recent Research**

on underlying	on sector	on market	
Date		Headline	Download
2023/06/06		Global Equity Ratings	
2023/06/06		Aktienempfehlungen Global	
2023/06/01		Aktienempfehlungen Global	
2023/06/01		Global Equity Ratings	
2023/05/24		Global Equity Ratings	