

STELLANTIS NV (FRÜH.FIAT CHR.) FUTURE (FIAK) - EUX/202512

2024/04/30 18:39:17

Price
20.3621 EUR

Difference  **-10.75% (-2.45)**

General attributes

Symbol	FIAKZ25
Exchange	Eurex
Currency	EUR
Security type	Future
Underlying	STELLANTIS N.V.
Maturity	12-2025
Contract size	1,000

Market data

Bid (Bid size)	- EUR (-)
Ask (Ask size)	- EUR (-)
Open	20.3621 EUR
High	20.3621 EUR
Low	20.3621 EUR
Close (prev. day)	22.8143 EUR
Underlying	STELLANTIS N.V.
Underlying price (date)	20.88 (24/04/30)
Settlement price (date)	20.36 (24/04/30)
Open Interest	0

Performance and Risk

	6m	1y	3y
Perf (%)	+28.28%	+41.39%	-
Perf (abs.)	+4.49	+5.96	-
Beta	-	-	-
Volatility	30.80	29.13	-

Futures and Options

Related Futures	-
Related Options	-












5y

Information about previous performance does not guarantee future performance.
Source: FactSet

Price data

Ø price 5 days Ø volume 5 days (pcs.)	22.2612 EUR (0)
Ø price 30 days Ø volume 30 days (pcs.)	23.4139 EUR (0)
Ø price 100 days Ø volume 100 days (pcs.)	21.2994 EUR (0)
Ø price 250 days Ø volume 250 days (pcs.)	18.2754 EUR (0)
YTD High date	25.3996 EUR (2024/03/25)
YTD Low date	17.7869 EUR (2024/01/25)
52 Weeks High date	25.3996 EUR (2024/03/25)
52 Weeks Low date	13.4766 EUR (2023/05/31)

Recent Research

on underlying	on sector	on market	
Date		Headline	Download
2023/06/06		Global Equity Ratings	
2023/06/06		Aktienempfehlungen Global	
2023/06/01		Aktienempfehlungen Global	
2023/06/01		Global Equity Ratings	
2023/05/24		Global Equity Ratings	