

# STELLANTIS NV (FRÜH.FIAT CHR.) FUTURE (FIAK) - EUX/202512

2024/04/26 18:31:14

Price  
**22.6823** EUR

Difference  0.70% (0.16)

### General attributes

Symbol	FIAKZ25
Exchange	Eurex
Currency	EUR
Security type	Future
Underlying	STELLANTIS N.V.
Maturity	12-2025
Contract size	1,000

### Market data

Bid (Bid size)	- EUR (-)
Ask (Ask size)	- EUR (-)
Open	22.6823 EUR
High	22.6823 EUR
Low	22.6823 EUR
Close (prev. day)	22.5247 EUR
Underlying	STELLANTIS N.V.
Underlying price (date)	23.045 (24/04/26)
Settlement price (date)	22.68 (24/04/26)
Open Interest	0

### Performance and Risk

	6m	1y	3y
Perf (%)	+36.82%	+61.18%	-
Perf (abs.)	+6.10	+8.61	-
Beta	-	-	-
Volatility	26.61	26.86	-

### Futures and Options

Related Futures	-
Related Options	-












Information about previous performance does not guarantee future performance.  
Source: FactSet

### Price data

Ø price 5 days   Ø volume 5 days (pcs.)	22.7688 EUR (0)
Ø price 30 days   Ø volume 30 days (pcs.)	23.5650 EUR (0)
Ø price 100 days   Ø volume 100 days (pcs.)	21.2490 EUR (0)
Ø price 250 days   Ø volume 250 days (pcs.)	18.2170 EUR (0)
YTD High   date	25.3996 EUR (2024/03/25)
YTD Low   date	17.7869 EUR (2024/01/25)
52 Weeks High   date	25.3996 EUR (2024/03/25)
52 Weeks Low   date	13.4766 EUR (2023/05/31)

### Recent Research

on underlying	on sector	on market	
Date		Headline	Download
2023/06/06		Global Equity Ratings	
2023/06/06		Aktienempfehlungen Global	
2023/06/01		Aktienempfehlungen Global	
2023/06/01		Global Equity Ratings	
2023/05/24		Global Equity Ratings	