

O3 MINING INC

ISIN: CA67113B1085

WKN: -

Overview

2024/07/26 14:44:29

Price
0.81 EURDifference  -0.61% (-0.01)

General attributes

ISIN	CA67113B1085
Symbol	OIII
Exchange	Stuttgart
Currency	EUR
Sector	Energy / Commodities
Security type	Stock
Market cap (m)	73 EUR
Benchmark	S&P/TSX 60 INDEX

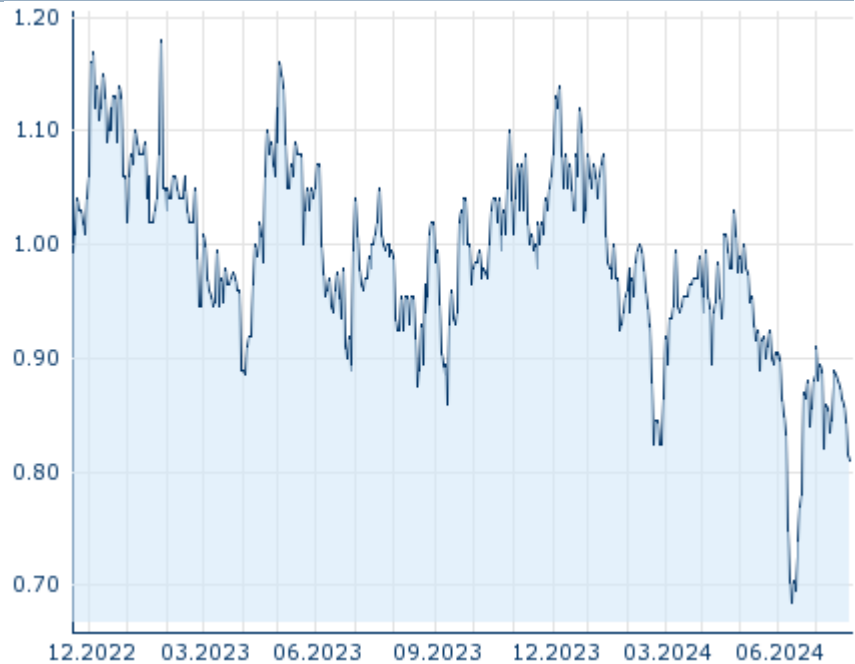
Market data

Bid (Bid size)	- (0)
Ask (Ask size)	- (0)
Open	0.81 EUR
High	0.85 EUR
Low	0.81 EUR
Close (prev. day)	0.815 EUR
VWAP	-
Volume (pcs)	4,600
Trading volume	3,910.00
Number of trades	7
Last size	0

Futures and Options









Related Futures	-
Related Options	-

5y



Information about previous performance does not guarantee future performance.
Source: FactSet

Recent research

on sector		
Date	Headline	Download
2024/07/26	 Equity Weekly	
2024/07/24	 Global Equity Ratings	
2024/07/24	 Aktienempfehlungen Global	
2024/07/15	 Aktienempfehlungen Global	
2024/07/12	 Equity Weekly	

Details

2024/07/26 14:44:29

Price
0.81 EUR

Difference ▼ -0.61% (-0.01)

General attributes

ISIN	CA67113B1085
Symbol	OIII
Exchange	Stuttgart
Currency	EUR
Sector	Energy / Commodities
Security type	Stock
Market cap (m)	73 EUR
Benchmark	S&P/TSX 60 INDEX

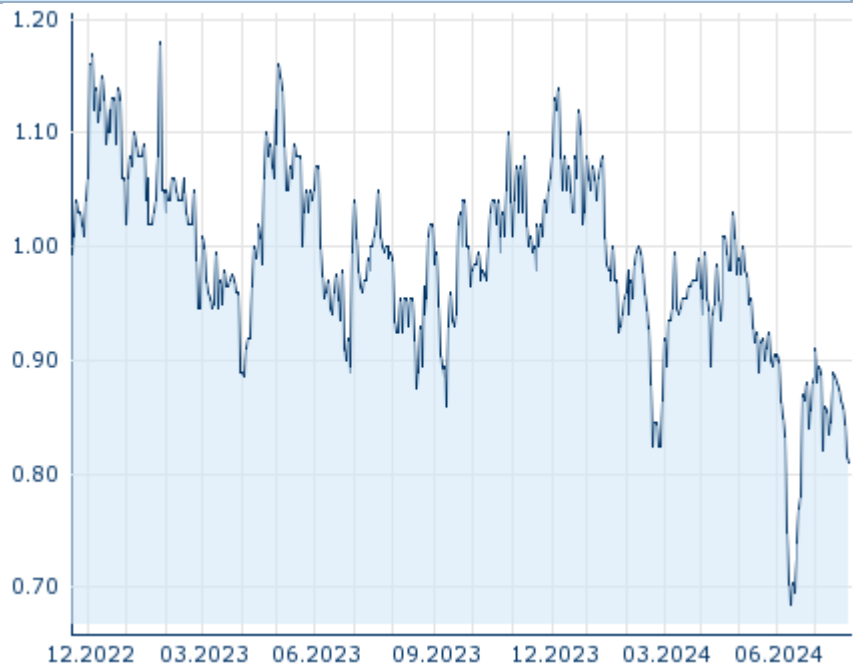
Market data

Bid (Bid size)	- (0)
Ask (Ask size)	- (0)
Open	0.81 EUR
High	0.85 EUR
Low	0.81 EUR
Close (prev. day)	0.815 EUR
VWAP	-
Volume (pcs)	4,600
Trading volume	3,910.00
Number of trades	7
Last size	0

Performance and Risk

	6m	1y	3y
Perf (%)	-12.43%	-19.00%	-
Perf (abs.)	-0.12	-0.19	-
Beta	0.46	0.63	0.56
Volatility	47.93	48.07	-

5y



Information about previous performance does not guarantee future performance.
Source: FactSet

Price data

Ø price 5 days Ø volume 5 days (pcs.)	0.84 EUR (2,805)
Ø price 30 days Ø volume 30 days (pcs.)	0.85 EUR (1,809)
Ø price 100 days Ø volume 100 days (pcs.)	0.91 EUR (771)
Ø price 250 days Ø volume 250 days (pcs.)	0.96 EUR (330)
YTD High date	1.08 EUR (2024/01/02)
YTD Low date	0.68 EUR (2024/06/11)
52 Weeks High date	1.15 EUR (2023/12/06)
52 Weeks Low date	0.68 EUR (2024/06/11)

All listings for O3 MINING INC

Exchange	Date	Time	Price	Trading volume (mio.)	Number of trades
TSX Venture Exchange	2024/07/26	21:59	1.24 CAD	0.02	21
Stuttgart	2024/07/26	14:44	0.81 EUR	0.00	7
Munich	2024/07/26	08:02	0.87 EUR	0.00	1
Frankfurt	2024/07/26	08:10	0.81 EUR	0.00	2
FINRA other OTC	2024/07/26	20:33	0.913 USD	0.01	5

Company profile

Company Logo

Contact Details

O3 MINING

--

Telefon: -

Fax: -

E-mail: -

Company Profile

-