

O3 MINING INC

ISIN: CA67113B1085

WKN: -

Overview

2024/07/12 08:07:21

Price
0.835 EURDifference  0.00% (0.00)

General attributes

ISIN	CA67113B1085
Symbol	OIII
Exchange	Stuttgart
Currency	EUR
Sector	Energy / Commodities
Security type	Stock
Market cap (m)	76 EUR
Benchmark	S&P/TSX 60 INDEX

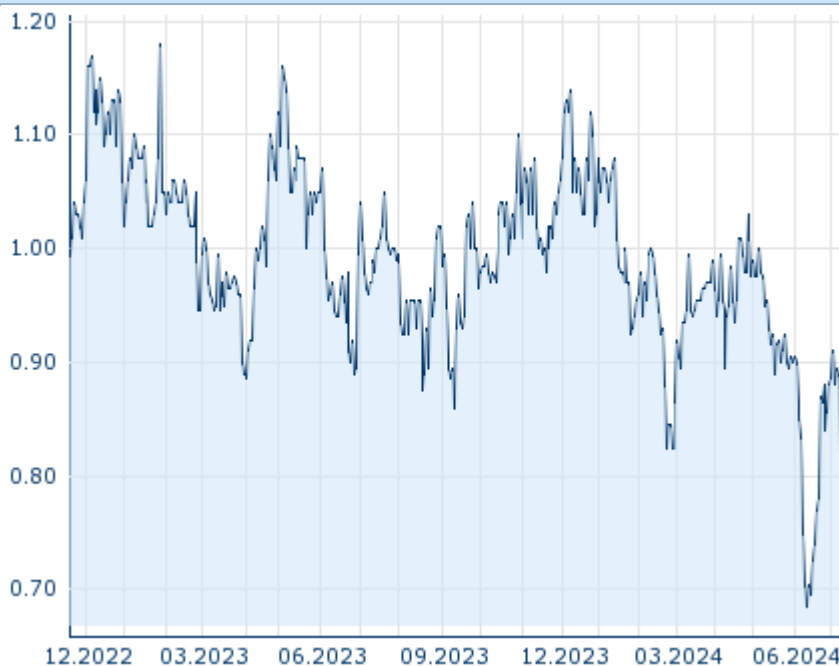
Market data

Bid (Bid size)	0.835 EUR (5,000)
Ask (Ask size)	0.875 EUR (5,000)
Open	0.835 EUR
High	0.835 EUR
Low	0.835 EUR
Close (prev. day)	0.835 EUR
VWAP	-
Volume (pcs)	0
Trading volume	0.00
Number of trades	1
Last size	0

Futures and Options









Related Futures	-
Related Options	-

5y



Information about previous performance does not guarantee future performance.
Source: FactSet

Recent research

on sector			
Date		Headline	Download
2024/07/09		Aktienempfehlungen Österreich	
2024/06/24		Aktienempfehlungen Österreich	
2024/06/21		Global Equity Ratings	
2024/06/21		Aktienempfehlungen Global	
2024/06/14		Equity Weekly	

Details

2024/07/12 08:07:21

Price

0.835 EUR

Difference ↔ 0.00% (0.00)

General attributes

ISIN	CA67113B1085
Symbol	OIII
Exchange	Stuttgart
Currency	EUR
Sector	Energy / Commodities
Security type	Stock
Market cap (m)	76 EUR
Benchmark	S&P/TSX 60 INDEX

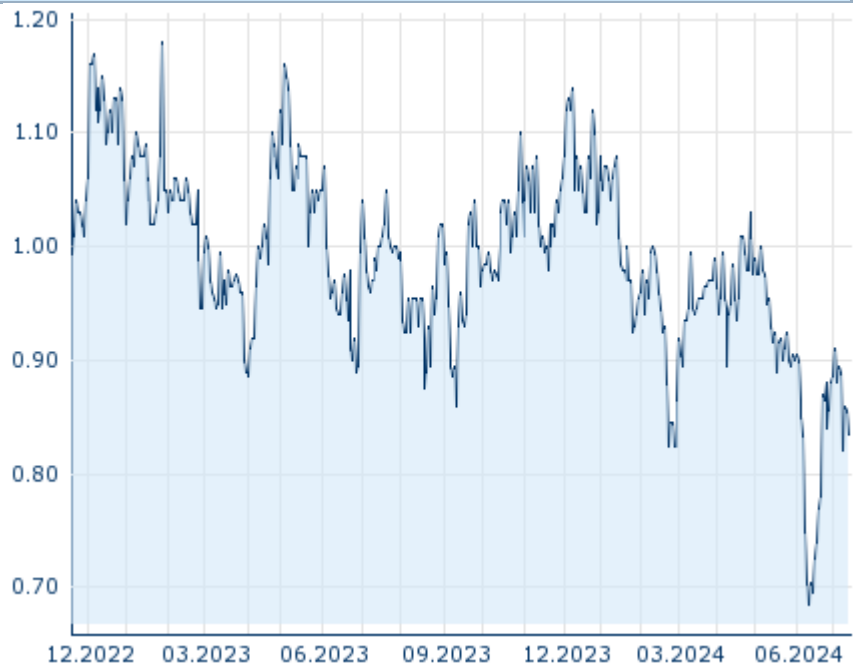
Market data

Bid (Bid size)	0.835 EUR (5,000)
Ask (Ask size)	0.875 EUR (5,000)
Open	0.835 EUR
High	0.835 EUR
Low	0.835 EUR
Close (prev. day)	0.835 EUR
VWAP	-
Volume (pcs)	0
Trading volume	0.00
Number of trades	1
Last size	0

Performance and Risk

	6m	1y	3y
Perf (%)	-21.23%	-13.92%	-
Perf (abs.)	-0.23	-0.14	-
Beta	0.44	0.58	0.57
Volatility	49.11	48.03	-

5y



Information about previous performance does not guarantee future performance.
Source: FactSet

Price data

Ø price 5 days Ø volume 5 days (pcs.)	0.852 EUR (0)
Ø price 30 days Ø volume 30 days (pcs.)	0.828 EUR (150)
Ø price 100 days Ø volume 100 days (pcs.)	0.907 EUR (273)
Ø price 250 days Ø volume 250 days (pcs.)	0.963 EUR (131)
YTD High date	1.080 EUR (2024/01/02)
YTD Low date	0.680 EUR (2024/06/11)
52 Weeks High date	1.150 EUR (2023/12/06)
52 Weeks Low date	0.680 EUR (2024/06/11)

Arbitrage views

Exchange ↕	Date	Time	Price	Trading volume (mio.)	Number of trades
TSX Venture Exchange	2024/07/11	21:59	1.27 CAD	0.06	28
Stuttgart	2024/07/12	08:07	0.835 EUR	0.00	1
Munich	2024/07/12	08:02	0.895 EUR	0.00	1
Frankfurt	2024/07/11	13:09	0.845 EUR	0.00	2
FINRA other OTC	2024/07/11	15:52	0.94 USD	0.00	4

Company profile

Company Logo

Contact Details

O3 MINING

--

Telefon: -

Fax: -

E-mail: -

Company Profile

-