

ADAMAS ONE CORP COM USD0.001

ISIN: **US00548H1014** WKN: **00548H101**

Overview

2024/04/29 22:30:01

Price
0.2802 USDDifference  -8.16% (-0.02)

General attributes

ISIN	US00548H1014
Symbol	JEWL
Exchange	Nasdaq
Currency	USD
Sector	-
Security type	Stock
Market cap (m)	7 EUR
Benchmark	S&P 500

Market data

Bid (Bid size)	0.2802 USD (100)
Ask (Ask size)	0.304 USD (600)
Open	0.305 USD
High	0.35 USD
Low	0.2711 USD
Close (prev. day)	0.3051 USD
VWAP	0.30042 USD
Volume (pcs)	60,680
Trading volume	18,228.94
Number of trades	183
Last size	-

Futures and Options









Related Futures	-
Related Options	-

5y



Information about previous performance does not guarantee future performance.
Source: FactSet

Recent research

on market			
Date		Headline	Download
2024/04/26		Global Equity Ratings	
2024/04/26		Aktienempfehlungen Global	
2024/04/03		Global Equity Ratings	
2024/04/03		Aktienempfehlungen Global	
2024/03/26		Global Strategy 2Q 2024	

Details

2024/04/29 22:30:01

Price
0.2802 USD

Difference ▼ -8.16% (-0.02)

General attributes

ISIN	US00548H1014
Symbol	JEWL
Exchange	Nasdaq
Currency	USD
Sector	-
Security type	Stock
Market cap (m)	7 EUR
Benchmark	S&P 500

Market data

Bid (Bid size)	0.2802 USD (100)
Ask (Ask size)	0.304 USD (600)
Open	0.305 USD
High	0.35 USD
Low	0.2711 USD
Close (prev. day)	0.3051 USD
VWAP	0.30042 USD
Volume (pcs)	60,680
Trading volume	18,228.94
Number of trades	183
Last size	-

Performance and Risk

	6m	1y	3y
Perf (%)	-49.15%	-61.86%	-
Perf (abs.)	-0.29	-0.49	-
Beta	1.58	0.94	0.15
Volatility	107.55	106.35	-

5y



Information about previous performance does not guarantee future performance.
Source: FactSet

Price data

Ø price 5 days Ø volume 5 days (pcs.)	0.3246 USD (68,545)
Ø price 30 days Ø volume 30 days (pcs.)	0.3629 USD (143,644)
Ø price 100 days Ø volume 100 days (pcs.)	0.4840 USD (109,615)
Ø price 250 days Ø volume 250 days (pcs.)	0.7293 USD (131,555)
YTD High date	0.7400 USD (2024/03/07)
YTD Low date	0.2900 USD (2024/04/26)
52 Weeks High date	2.0100 USD (2023/08/04)
52 Weeks Low date	0.2900 USD (2024/04/26)

Arbitrage views

Exchange	Date	Time	Price	Trading volume (mio.)	Number of trades
Nasdaq	2024/04/29	22:30	0.2802 USD	0.02	183

Company profile

Company Logo

Contact Details

ADAMAS ONE CORP

--

Telefon: -

Fax: -

E-mail: -

Company Profile

-