

DOLLARAMA INC.

ISIN: CA25675T1075 WKN: -

Overview

2024/06/03 21:38:12

Price

92.04 USD

Difference  1.14% (1.04)

General attributes

ISIN	CA25675T1075
Symbol	DOL
Exchange	FINRA other OTC Issues
Currency	USD
Sector	Commerce
Security type	Stock
Market cap (m)	23,935 EUR
Benchmark	S&P/TSX 60 INDEX

Market data

Bid (Bid size)	-
Ask (Ask size)	-
Open	92.41 USD
High	92.41 USD
Low	92.04 USD
Close (prev. day)	91.00 USD
VWAP	92.228433 USD
Volume (pcs)	44,819
Trading volume	4,136,289.02
Number of trades	9
Last size	238

Futures and Options

Related Futures	-
Related Options	-










5y



Information about previous performance does not guarantee future performance.

Source: FactSet

Recent research

on sector		
Date	Headline	Download
2024/05/31	 Equity Weekly	
2024/05/29	 Global Equity Ratings	
2024/05/29	 Aktienempfehlungen Global	
2024/04/26	 Global Equity Ratings	
2024/04/26	 Aktienempfehlungen Global	

Details

2024/06/03 21:38:12

Price

92.04 USD

 Difference ▲ 1.14% (1.04)

General attributes

ISIN	CA25675T1075
Symbol	DOL
Exchange	FINRA other OTC Issues
Currency	USD
Sector	Commerce
Security type	Stock
Market cap (m)	23,935 EUR
Benchmark	S&P/TSX 60 INDEX

Market data

Bid (Bid size)	-
Ask (Ask size)	-
Open	92.41 USD
High	92.41 USD
Low	92.04 USD
Close (prev. day)	91.00 USD
VWAP	92.228433 USD
Volume (pcs)	44,819
Trading volume	4,136,289.02
Number of trades	9
Last size	238

Performance and Risk

	6m	1y	3y
Perf (%)	+24.84%	+49.51%	+106.38%
Perf (abs.)	+18.31	+30.48	+47.44
Beta	0.35	0.45	0.56
Volatility	18.38	16.78	21.44

5y



Information about previous performance does not guarantee future performance.
Source: FactSet

Price data

Ø price 5 days Ø volume 5 days (pcs.)	90.48 USD (85,772)
Ø price 30 days Ø volume 30 days (pcs.)	87.19 USD (31,325)
Ø price 100 days Ø volume 100 days (pcs.)	79.75 USD (14,017)
Ø price 250 days Ø volume 250 days (pcs.)	73.16 USD (12,571)
YTD High date	92.41 USD (2024/06/03)
YTD Low date	70.47 USD (2024/01/05)
52 Weeks High date	92.41 USD (2024/06/03)
52 Weeks Low date	61.05 USD (2023/06/07)

Arbitrage views

Exchange ⊕	Date	Time	Price	Trading volume (mio.)	Number of trades
Tradegate	2024/06/03	22:26	84.64 EUR	0.02	8
Toronto Stock Exchange	2024/06/03	22:00	125.79 CAD	85.84	4,293
Stuttgart	2024/06/03	15:12	86.78 EUR	0.00	4
Munich	2024/06/03	08:16	86.90 EUR	0.00	2
Hanover	2024/06/03	08:01	86.98 EUR	0.00	3

	03					
Frankfurt	2024/06/ 03	19:05	84.90 EUR	0.01		2
FINRA other OTC Issues	2024/06/ 03	21:38	92.04 USD	4.14		9
Duesseldorf	2024/06/ 03	08:11	86.82 EUR	0.00		3
Berlin	2024/06/ 03	20:22	84.48 EUR	0.00		15

Company profile

Company Logo



Contact Details

DOLLARAMA INC.

--

5805 Royalmount Avenue - H4P 0A1
Montréal

Telefon: +1-888-365-4266

Fax: +

E-mail: -

Company Profile

-

Members of Management Board

Neil Rossy Chairman of Managing Board

Geoffrey Robillard Member of Executive Committee

J.P. Towner Member of Executive Committee

Johanne Choinière Member of Executive Committee

Laurence L'Abbé Member of Executive Committee

Nicolas Hien Member of Executive Committee

Board of directors

Stephen Gunn Chairman of Supervisory Board

Elisa Garcia Member of Supervisory Board

Gregory David Member of Supervisory Board

Huw Thomas Member of Supervisory Board

Joshua Bekenstein Member of Supervisory Board

Kristin Mugford Member of Supervisory Board

Nicholas Nomicos Member of Supervisory Board

Samira Sakhia Member of Supervisory Board

Thecla Sweeney Member of Supervisory Board