

## GALANE GOLD LTD.

ISIN: CA38047D1069 WKN: -

## Overview

2024/07/26 14:44:25

Price

0.173 EUR

Difference  4.22% (0.01)

## General attributes

ISIN	CA38047D1069
Symbol	GG
Exchange	Stuttgart
Currency	EUR
Sector	Energy / Commodities
Security type	Stock
Market cap (m)	11 EUR
Benchmark	S&P/TSX 60 INDEX

## Market data

Bid (Bid size)	- (0)
Ask (Ask size)	- (0)
Open	0.174 EUR
High	0.174 EUR
Low	0.173 EUR
Close (prev. day)	0.166 EUR
VWAP	-
Volume (pcs)	0
Trading volume	0.00
Number of trades	4
Last size	0

## Futures and Options

Related Futures	-
Related Options	-









5y



Information about previous performance does not guarantee future performance.

Source: FactSet

## Recent research

on sector	Date	Headline	Download
	2024/07/26	 Equity Weekly	
	2024/07/24	 Global Equity Ratings	
	2024/07/24	 Aktienempfehlungen Global	
	2024/07/15	 Aktienempfehlungen Global	
	2024/07/12	 Equity Weekly	

## Details

2024/07/26 14:44:25

## Price

0.173 EUR

Difference ▲ 4.22% (0.01)

## General attributes

ISIN	CA38047D1069
Symbol	GG
Exchange	Stuttgart
Currency	EUR
Sector	Energy / Commodities
Security type	Stock
Market cap (m)	11 EUR
Benchmark	S&P/TSX 60 INDEX

## Market data

Bid (Bid size)	- (0)
Ask (Ask size)	- (0)
Open	0.174 EUR
High	0.174 EUR
Low	0.173 EUR
Close (prev. day)	0.166 EUR
VWAP	-
Volume (pcs)	0
Trading volume	0.00
Number of trades	4
Last size	0

## Performance and Risk

	6m	1y	3y
Perf (%)	+50.43%	+105.95%	-
Perf (abs.)	+0.06	+0.09	-
Beta	1.82	0.39	2.01
Volatility	110.44	127.95	-

5y



Information about previous performance does not guarantee future performance.  
Source: FactSet

## Price data

Ø price 5 days   Ø volume 5 days (pcs.)	0.165 EUR (0)
Ø price 30 days   Ø volume 30 days (pcs.)	0.152 EUR (0)
Ø price 100 days   Ø volume 100 days (pcs.)	0.153 EUR (318)
Ø price 250 days   Ø volume 250 days (pcs.)	0.113 EUR (127)
YTD High   date	0.197 EUR (2024/04/02)
YTD Low   date	0.076 EUR (2024/02/20)
52 Weeks High   date	0.197 EUR (2024/04/02)
52 Weeks Low   date	0.043 EUR (2023/10/13)

## All listings for GALANE GOLD LTD.

Exchange <span>⊕</span>	Date	Time	Price	Trading volume (mio.)	Number of trades
TSX Venture Exchange	2024/07/26	21:36	0.24 CAD	0.01	10
Stuttgart	2024/07/26	14:44	0.173 EUR	0.00	4
Munich	2024/07/26	08:00	0.174 EUR	0.00	1
Frankfurt	2024/07/26	08:05	0.174 EUR	0.00	1
FINRA other OTC	2024/07/26	17:36	0.1975 USD	0.00	1



## Company profile

### Company Logo

#### Contact Details

GALANE GOLD LTD.

--

Suite 1800, Bay St. 181 M5J 2T9 Toronto

Telefon: +1 (416) 907-2026

Fax: +1 (416) 644-9361

E-mail: -

### Company Profile

-