

FUJIKURA NPV

ISIN: JP3811000003

WKN: 5803

Overview

2024/09/05 18:15:35

Price
27.912 USDDifference  -1.75% (-0.50)

General attributes

ISIN	JP3811000003
Symbol	5803
Exchange	FINRA other OTC Issues
Currency	USD
Sector	Technology
Security type	Stock
Market cap (m)	7,781 EUR
Benchmark	NIKKEI 225

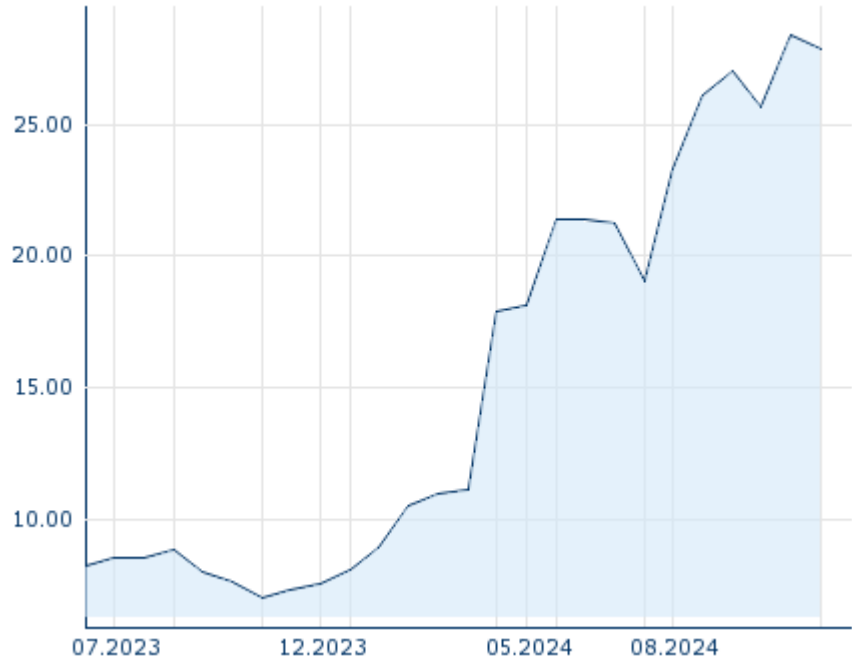
Market data

Bid (Bid size)	-
Ask (Ask size)	-
Open	27.912 USD
High	27.912 USD
Low	27.912 USD
Close (prev. day)	28.408 USD
VWAP	27.912 USD
Volume (pcs)	260
Trading volume	7,257.12
Number of trades	2
Last size	130

Futures and Options








Related Futures	-
Related Options	-

5y



Information about previous performance does not guarantee future performance.
Source: FactSet

Recent research

on sector		on market	
Date		Headline	Download
2024/09/11		Global Equity Ratings	
2024/09/11		Aktienempfehlungen Global	
2024/09/09		Aktienempfehlungen Österreich	
2024/09/06		Equity Weekly	
2024/09/05		Global Equity Ratings	

Details

2024/09/05 18:15:35

Price

27.912 USD

Difference ▼ -1.75% (-0.50)

General attributes

ISIN	JP3811000003
Symbol	5803
Exchange	FINRA other OTC Issues
Currency	USD
Sector	Technology
Security type	Stock
Market cap (m)	7,781 EUR
Benchmark	NIKKEI 225

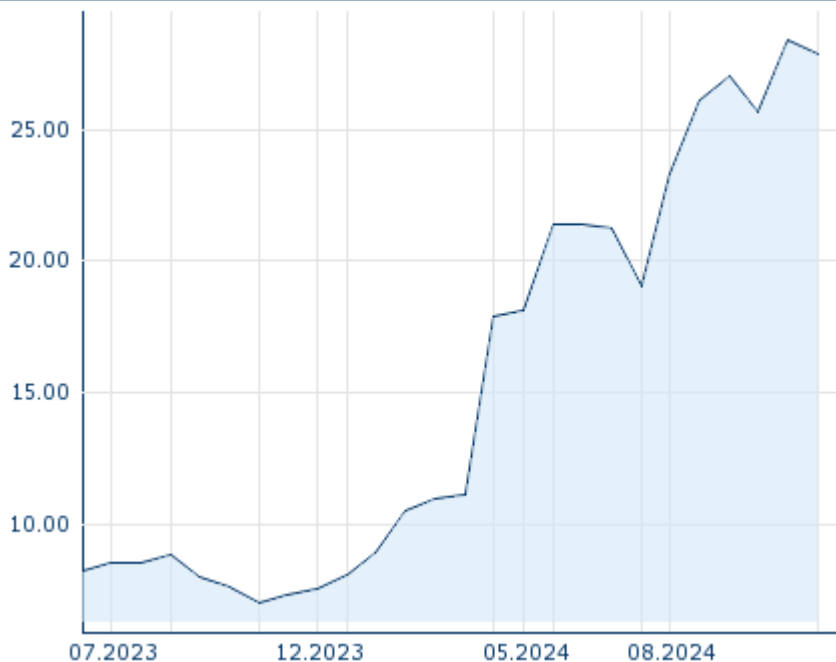
Market data

Bid (Bid size)	-
Ask (Ask size)	-
Open	27.912 USD
High	27.912 USD
Low	27.912 USD
Close (prev. day)	28.408 USD
VWAP	27.912 USD
Volume (pcs)	260
Trading volume	7,257.12
Number of trades	2
Last size	130

Performance and Risk

	6m	1y	3y
Perf (%)	-	-	-
Perf (abs.)	-	-	-
Beta	-	-	-
Volatility	59.88	70.36	-

5y



Information about previous performance does not guarantee future performance.
Source: FactSet

Price data

Ø price 5 days Ø volume 5 days (pcs.)	- USD (-)
Ø price 30 days Ø volume 30 days (pcs.)	26.403 USD (318)
Ø price 100 days Ø volume 100 days (pcs.)	23.604 USD (138)
Ø price 250 days Ø volume 250 days (pcs.)	17.446 USD (82)
YTD High date	28.408 USD (2024/08/26)
YTD Low date	8.087 USD (2024/02/07)
52 Weeks High date	28.408 USD (2024/08/26)
52 Weeks Low date	7.000 USD (2023/11/09)

Arbitrage views

Exchange	Date	Time	Price	Trading volume (mio.)	Number of trades
Tradegate	2024/09/18	13:09	26.60 EUR	0.00	1
Tokyo Stock Exchange	2024/09/18	08:00	4,154.00 JPY	236.58	18,281
Stuttgart	2024/09/18	09:56	26.60 EUR	0.00	2
Frankfurt	2024/09/18	08:17	26.00 EUR	0.00	1
FINRA other OTC	2024/09/18	18:15	27.912 USD	0.01	2

Issues	05					
Duesseldorf	2024/09/ 18	19:30	26.00 EUR	0.00		5
Berlin	2024/09/ 18	08:13	26.00 EUR	0.00		1

Company profile

Company Logo



Company Profile

-

Contact Details

FUJIKURA

--

1-5-1, Kiba, Koto-ku - 135-8512 Tokyo

Telefon: 03-5606-1030

Fax: 03-5606-1502

E-mail: -