

GARIBALDI RESOURCES CORPORATION

ISIN: CA3660441054 WKN: -

Overview

2024/07/11 20:30:27

Price
0.09 CADDifference  0.00% (0.00)

General attributes

ISIN	CA3660441054
Symbol	GGI
Exchange	TSX Venture Exchange
Currency	CAD
Sector	Energy / Commodities
Security type	Stock
Market cap (m)	8 EUR
Benchmark	S&P/TSX 60 INDEX

Market data

Bid (Bid size)	0.085 CAD (24,000)
Ask (Ask size)	0.09 CAD (5,000)
Open	0.09 CAD
High	0.09 CAD
Low	0.09 CAD
Close (prev. day)	0.09 CAD
VWAP	0.090002 CAD
Volume (pcs)	24,110
Trading volume	2,169.95
Number of trades	6
Last size	1,000

Futures and Options









Related Futures	-
Related Options	-

5y



Information about previous performance does not guarantee future performance.
Source: FactSet

Recent research

on sector			
Date		Headline	Download
2024/07/09		Aktienempfehlungen Österreich	
2024/06/24		Aktienempfehlungen Österreich	
2024/06/21		Global Equity Ratings	
2024/06/21		Aktienempfehlungen Global	
2024/06/14		Equity Weekly	

Details

2024/07/11 20:30:27

Price
0.09 CAD

Difference ➔ 0.00% (0.00)

General attributes

ISIN	CA3660441054
Symbol	GGI
Exchange	TSX Venture Exchange
Currency	CAD
Sector	Energy / Commodities
Security type	Stock
Market cap (m)	8 EUR
Benchmark	S&P/TSX 60 INDEX

Market data

Bid (Bid size)	0.085 CAD (24,000)
Ask (Ask size)	0.09 CAD (5,000)
Open	0.09 CAD
High	0.09 CAD
Low	0.09 CAD
Close (prev. day)	0.09 CAD
VWAP	0.090002 CAD
Volume (pcs)	24,110
Trading volume	2,169.95
Number of trades	6
Last size	1,000

Performance and Risk

	6m	1y	3y
Perf (%)	+5.88%	-35.71%	-76.92%
Perf (abs.)	+0.01	-0.05	-0.30
Beta	-1.11	-0.88	0.14
Volatility	86.37	88.41	84.48

5y



Information about previous performance does not guarantee future performance.
Source: FactSet

Price data

Ø price 5 days Ø volume 5 days (pcs.)	0.09 CAD (17,443)
Ø price 30 days Ø volume 30 days (pcs.)	0.10 CAD (68,175)
Ø price 100 days Ø volume 100 days (pcs.)	0.10 CAD (63,563)
Ø price 250 days Ø volume 250 days (pcs.)	0.11 CAD (70,159)
YTD High date	0.14 CAD (2024/05/07)
YTD Low date	0.08 CAD (2024/01/18)
52 Weeks High date	0.17 CAD (2023/08/10)
52 Weeks Low date	0.07 CAD (2023/11/20)

Arbitrage views

Exchange ⊕	Date	Time	Price	Trading volume (mio.)	Number of trades
Tradegate	2024/07/11	22:02	0.0595 EUR	0.00	1
TSX Venture Exchange	2024/07/11	20:30	0.09 CAD	0.00	6
Stuttgart	2024/07/11	21:55	0.054 EUR	0.00	14
London Stock Exchange	2023/08/02	17:39	0.145 CAD	0.00	1
Frankfurt	2024/07/11	08:01	0.036 EUR	0.00	2

	11					
FINRA other OTC Issues	2024/07/ 11	15:30	0.06 USD	0.00		2
Berlin	2024/07/ 11	20:48	0.061 EUR	0.00		22

Company profile

Company Logo

Contact Details

GARIBALDI RESOURCES

--

Telefon: -

Fax: -

E-mail: -

Company Profile

-