

## TAKASHIMAYA CO NPV

ISIN: JP3456000003 WKN: 8233

## Overview

2024/09/03 08:00:40

Price  
6.85 EURDifference  0.00% (0.00)

## General attributes

ISIN	JP3456000003
Symbol	8233
Exchange	Frankfurt
Currency	EUR
Sector	Commerce
Security type	Stock
Market cap (m)	1,144 EUR
Benchmark	NIKKEI 225

## Market data

Bid (Bid size)	6.80 EUR (2,000)
Ask (Ask size)	7.10 EUR (2,000)
Open	6.85 EUR
High	6.85 EUR
Low	6.85 EUR
Close (prev. day)	6.85 EUR
VWAP	7.05 EUR
Volume (pcs)	0
Trading volume	0.00
Number of trades	1
Last size	0

## Futures and Options











Related Futures	-
Related Options	-

5y



Information about previous performance does not guarantee future performance.  
Source: FactSet

## Recent research

on sector		on market	
Date		Headline	Download
2024/08/12		Global Equity Ratings	
2024/08/12		Aktienempfehlungen Global	
2024/07/24		Global Equity Ratings	
2024/07/24		Aktienempfehlungen Global	
2024/07/15		Aktienempfehlungen Global	

## Details

2024/09/03 08:00:40

## Price

6.85 EUR

Difference ➔ 0.00% (0.00)

## General attributes

ISIN	JP3456000003
Symbol	8233
Exchange	Frankfurt
Currency	EUR
Sector	Commerce
Security type	Stock
Market cap (m)	1,144 EUR
Benchmark	NIKKEI 225

## Market data

Bid (Bid size)	6.80 EUR (2,000)
Ask (Ask size)	7.10 EUR (2,000)
Open	6.85 EUR
High	6.85 EUR
Low	6.85 EUR
Close (prev. day)	6.85 EUR
VWAP	7.05 EUR
Volume (pcs)	0
Trading volume	0.00
Number of trades	1
Last size	0

## Performance and Risk

	6m	1y	3y
Perf (%)	+0.74%	-1.44%	+64.07%
Perf (abs.)	+0.05	-0.10	+2.68
Beta	1.08	0.94	0.65
Volatility	41.70	33.06	32.63

5y



Information about previous performance does not guarantee future performance.  
Source: FactSet

## Price data

Ø price 5 days   Ø volume 5 days (pcs.)	6.96 EUR (20)
Ø price 30 days   Ø volume 30 days (pcs.)	7.35 EUR (3)
Ø price 100 days   Ø volume 100 days (pcs.)	7.45 EUR (14)
Ø price 250 days   Ø volume 250 days (pcs.)	6.92 EUR (10)
YTD High   date	8.90 EUR (2024/07/10)
YTD Low   date	6.00 EUR (2024/01/02)
52 Weeks High   date	8.90 EUR (2024/07/10)
52 Weeks Low   date	6.00 EUR (2023/12/21)

## All listings for TAKASHIMAYA CO NPV

Exchange <span>⊕</span>	Date	Time	Price	Trading volume (mio.)	Number of trades
Tradegate	2024/09/03	08:00	6.90 EUR	0.00	1
Tokyo Stock Exchange	2024/09/03	08:00	1,133.50 JPY	22.28	3,097
Stuttgart	2024/09/03	08:10	6.90 EUR	0.00	1
Munich	2024/09/03	17:25	6.80 EUR	0.00	2
Frankfurt	2024/09/03	08:00	6.85 EUR	0.00	1

	03					
FINRA other OTC Issues	2024/08/ 29	02:10	7.1308 USD	0.00		1
Duesseldorf	2024/09/ 03	16:30	6.75 EUR	0.00		4

## Company profile

### Company Logo



### Company Profile

-

### Contact Details

TAKASHIMAYA

--

5-1-5, Nanba, Chuo-ku - 542-8510 Osaka

Telefon: 06-6631-1101

Fax: 06-6632-5195

E-mail: -