

AMPER SA

ISIN: **ES0109260531** WKN: -

Overview

2024/04/18 21:42:09

Price
0.1409 USDDifference  13.54% (0.02)

General attributes

ISIN	ES0109260531
Symbol	AMP
Exchange	FINRA other OTC Issues
Currency	USD
Sector	Telecommunications
Security type	Stock
Market cap (m)	138 EUR
Benchmark	IBEX 35

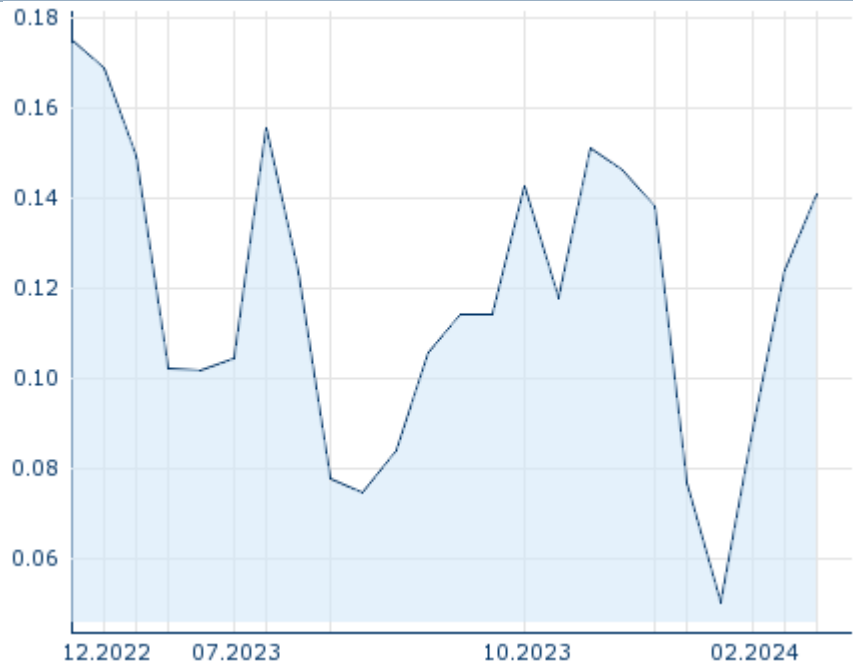
Market data

Bid (Bid size)	-
Ask (Ask size)	-
Open	0.1409 USD
High	0.1409 USD
Low	0.1409 USD
Close (prev. day)	0.1241 USD
VWAP	0.1409 USD
Volume (pcs)	5,000
Trading volume	704.50
Number of trades	1
Last size	5,000

Futures and Options




Related Futures	-
Related Options	-

5y



Information about previous performance does not guarantee future performance.
Source: FactSet

Recent research

on sector		on market	
Date		Headline	Download
2024/04/26		Global Equity Ratings	
2024/04/26		Aktienempfehlungen Global	
2024/04/19		Equity Weekly	
2024/04/15		Aktienempfehlungen Österreich	
2024/04/12		Equity Weekly	

Details

2024/04/18 21:42:09

Price
0.1409 USD

Difference ▲ 13.54% (0.02)

General attributes

ISIN	ES0109260531
Symbol	AMP
Exchange	FINRA other OTC Issues
Currency	USD
Sector	Telecommunications
Security type	Stock
Market cap (m)	138 EUR
Benchmark	IBEX 35

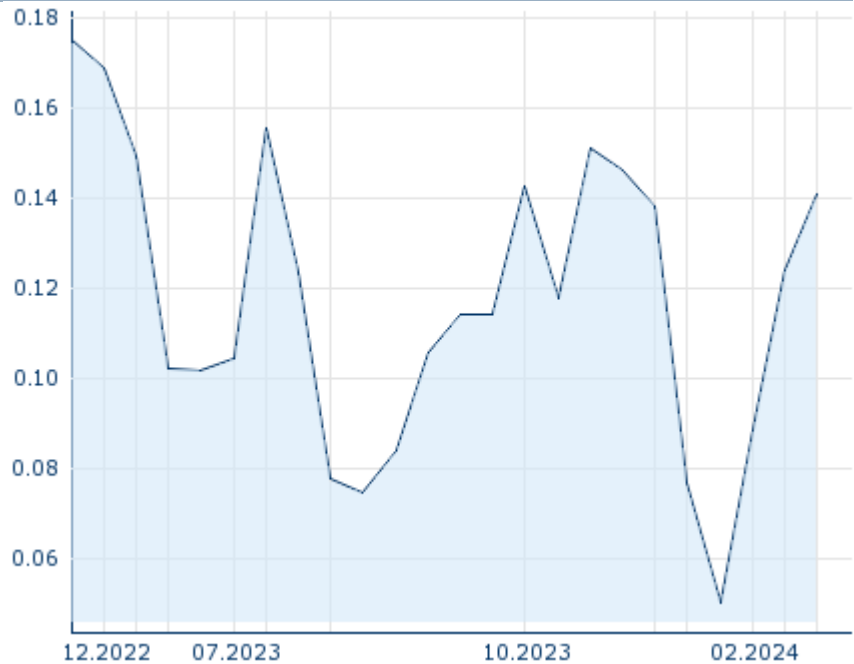
Market data

Bid (Bid size)	-
Ask (Ask size)	-
Open	0.1409 USD
High	0.1409 USD
Low	0.1409 USD
Close (prev. day)	0.1241 USD
VWAP	0.1409 USD
Volume (pcs)	5,000
Trading volume	704.50
Number of trades	1
Last size	5,000

Performance and Risk

	6m	1y	3y
Perf (%)	-3.53%	-5.62%	-
Perf (abs.)	-0.01	-0.01	-
Beta	0.33	0.31	0.78
Volatility	705.93	443.54	-

5y



Information about previous performance does not guarantee future performance.
Source: FactSet

Price data

Ø price 5 days Ø volume 5 days (pcs.)	- USD (-)
Ø price 30 days Ø volume 30 days (pcs.)	0.1325 USD (333)
Ø price 100 days Ø volume 100 days (pcs.)	0.1031 USD (165)
Ø price 250 days Ø volume 250 days (pcs.)	0.1111 USD (347)
YTD High date	0.1409 USD (2024/04/18)
YTD Low date	0.0503 USD (2024/01/30)
52 Weeks High date	0.1554 USD (2023/08/23)
52 Weeks Low date	0.0503 USD (2024/01/30)

Arbitrage views

Exchange ⊕	Date	Time	Price	Trading volume (mio.)	Number of trades
Tradegate	2024/04/26	22:02	0.0946 EUR	0.00	1
Stuttgart	2024/04/26	08:03	0.0724 EUR	0.00	3
Munich	2023/11/10	08:13	0.1024 EUR	0.00	1
London Stock Exchange	2020/10/23	18:02	0.1696 EUR	0.00	1
Frankfurt	2024/04/26	21:41	0.0742 EUR	0.00	3

	26					
FINRA other OTC Issues	2024/04/18	21:42	0.1409 USD	0.00		1
Berlin	2024/04/26	21:50	0.0946 EUR	0.00		18
BME Continuous Market	2024/04/26	17:35	0.0945 EUR	0.54		248

Company profile

Company Logo



Company Profile

-

Contact Details

AMPER SA

--

C/Torrelaguna 75 28027 Madrid

Telefon: +34 91 724 3000

Fax: +34 91 724 3010

E-mail: informacion@amper.es