

ABBOTT LABORATORIES FUTURE (ABTF) - EUX/202311

2023/09/27 18:56:42

Price
96.1351 USD

Difference  -0.62% (-0.60)

General attributes

Symbol	ABTFX23
Exchange	Eurex
Currency	USD
Security type	Future
Underlying	ABBOTT LABORATORIES
Maturity	11-2023
Contract size	100

Market data

Bid (Bid size)	- USD (-)
Ask (Ask size)	- USD (-)
Open	96.1351 USD
High	96.1351 USD
Low	96.1351 USD
Close (prev. day)	96.7384 USD
Underlying	ABBOTT LABORATORIES
Underlying price (date)	95.53 (23/09/27)
Settlement price (date)	96.14 (23/09/27)
Open Interest	0

Performance and Risk

	6m	1y	3y
Perf (%)	-4.00%	-	-
Perf (abs.)	-4.01	-	-
Beta	-	-	-
Volatility	20.78	20.68	20.68

Futures and Options

Related Futures	-
Related Options	-

5y












Information about previous performance does not guarantee future performance.
Source: FactSet

Price data

Ø price 5 days Ø volume 5 days (pcs.)	98.0054 USD (0)
Ø price 30 days Ø volume 30 days (pcs.)	102.6374 USD (0)
Ø price 100 days Ø volume 100 days (pcs.)	106.6532 USD (0)
Ø price 250 days Ø volume 250 days (pcs.)	- USD (0)
YTD High date	117.3909 USD (2023/01/23)
YTD Low date	96.1351 USD (2023/09/27)
52 Weeks High date	117.3909 USD (2023/01/23)
52 Weeks Low date	96.1351 USD (2023/09/27)

Recent Research

on underlying	on sector	on market	
Date		Headline	Download
2023/09/08		Global Equity Ratings	
2023/09/08		Aktienempfehlungen Global	
2023/08/22		Global Equity Ratings	
2023/08/22		Aktienempfehlungen Global	
2023/08/17		Global Equity Ratings	