

JPMORGAN CHASE & CO. FUTURE (JPMF) - EUX/202311

2023/03/24 18:33:18

Price
125.3204 USD
 Difference  -3.29% (-4.27)

General attributes

Symbol	JPMFX23
Exchange	Eurex
Currency	USD
Security type	Future
Underlying	JPMORGAN CHASE & CO
Maturity	11-2023
Contract size	100

Market data

Bid (Bid size)	- USD (-)
Ask (Ask size)	- USD (-)
Open	125.3204 USD
High	125.3204 USD
Low	125.3204 USD
Close (prev. day)	129.586 USD
Underlying	JPMORGAN CHASE & CO
Underlying price (date)	124.91 (23/03/24)
Settlement price (date)	125.32 (23/03/24)
Open Interest	0

Performance and Risk

	6m	1y	3y
Perf (%)	-	-	-
Perf (abs.)	-	-	-
Beta	-	-	-
Volatility	22.31	22.31	22.31

Futures and Options

Related Futures	-
Related Options	-

5y












Information about previous performance does not guarantee future performance.
 Source: FactSet

Price data

Ø price 5 days Ø volume 5 days (pcs.)	129.0085 USD (0)
Ø price 30 days Ø volume 30 days (pcs.)	138.7303 USD (0)
Ø price 100 days Ø volume 100 days (pcs.)	138.2184 USD (0)
Ø price 250 days Ø volume 250 days (pcs.)	- USD (0)
YTD High date	146.1016 USD (2023/03/06)
YTD Low date	125.3204 USD (2023/03/24)
52 Weeks High date	146.1016 USD (2023/03/06)
52 Weeks Low date	124.1304 USD (2022/10/24)

Recent Research

on underlying	on sector	on market	
Date		Headline	Download
2023/03/16		Global Equity Ratings	
2023/03/16		Aktienempfehlungen Global	
2023/03/10		Global Equity Ratings	
2023/03/10		Aktienempfehlungen Global	
2023/02/27		Global Equity Ratings	