

## AQUARON ACQUISITION CORP COM USD0.0001

ISIN: **US03842W1053**WKN: **03842W105**

## Overview

2024/09/12 22:30:00

Price

11.00 USD

Difference  -0.63% (-0.07)

## General attributes

ISIN	US03842W1053
Symbol	AQU
Exchange	Nasdaq
Currency	USD
Sector	-
Security type	Stock
Market cap (m)	45 EUR
Benchmark	S&P 500

## Market data

Bid (Bid size)	10.90 USD (500)
Ask (Ask size)	17.50 USD (200)
Open	11.00 USD
High	11.00 USD
Low	11.00 USD
Close (prev. day)	11.07 USD
VWAP	11.00 USD
Volume (pcs)	450
Trading volume	4,947.00
Number of trades	8
Last size	-





## Futures and Options

Related Futures	-
Related Options	-



Information about previous performance does not guarantee future performance.  
Source: FactSet

## Recent research

on market			
Date		Headline	Download
2024/09/11		Global Equity Ratings	
2024/09/11		Aktienempfehlungen Global	
2024/09/09		Marktkommentar	
2024/09/05		Global Equity Ratings	
2024/09/05		Aktienempfehlungen Global	

## Details

2024/09/12 22:30:00

### Price

11.00 USD

**Difference** ▼ -0.63% (-0.07)

### General attributes

ISIN	US03842W1053
Symbol	AQU
Exchange	Nasdaq
Currency	USD
Sector	-
Security type	Stock
Market cap (m)	45 EUR
Benchmark	S&P 500

### Market data

Bid (Bid size)	10.90 USD (500)
Ask (Ask size)	17.50 USD (200)
Open	11.00 USD
High	11.00 USD
Low	11.00 USD
Close (prev. day)	11.07 USD
VWAP	11.00 USD
Volume (pcs)	450
Trading volume	4,947.00
Number of trades	8
Last size	-

### Performance and Risk

	6m	1y	3y
Perf (%)	-	-	-
Perf (abs.)	-	-	-
Beta	-	-	-
Volatility	2.50	3.14	-

5y



Information about previous performance does not guarantee future performance.  
Source: FactSet

### Price data

Ø price 5 days   Ø volume 5 days (pcs.)	11.00 USD (161)
Ø price 30 days   Ø volume 30 days (pcs.)	11.01 USD (410)
Ø price 100 days   Ø volume 100 days (pcs.)	10.98 USD (1,009)
Ø price 250 days   Ø volume 250 days (pcs.)	10.80 USD (8,119)
YTD High   date	11.83 USD (2024/04/26)
YTD Low   date	10.69 USD (2024/01/02)
52 Weeks High   date	11.83 USD (2024/04/26)
52 Weeks Low   date	10.55 USD (2023/09/15)

### All listings for AQUARON ACQUISITION CORP COM USD0.0001

Exchange	Date	Time	Price	Trading volume (mio.)	Number of trades
Nasdaq	2024/09/12	22:30	11.00 USD	0.00	8

## Company profile

### Company Logo

### Company Profile

#### Contact Details

AQUARON ACQUISITION CORP.

--

----

Telefon: -

Fax: -

E-mail: -