

HOLLAND COLOURS N.V.

ISIN: NL0000440311 WKN: 044031

Overview

2024/07/12 08:03:30

Price

96.00 EUR

Difference  -1.54% (-1.50)

General attributes

ISIN NL0000440311

Symbol HOLCO

Exchange Munich

Currency EUR

Sector Chemical / Pharmaceutical / Health

Security type Stock

Market cap (m) 84 EUR

Benchmark AMSTERDAM EXCHANGES INDEX

Market data

Bid (Bid size) -

Ask (Ask size) -

Open 96.00 EUR

High 96.00 EUR

Low 96.00 EUR

Close (prev. day) 97.50 EUR

VWAP 99.00 EUR

Volume (pcs) 0

Trading volume 0.00

Number of trades 2

Last size 0

Futures and Options

Related Futures -

Related Options -

5y











Information about previous performance does not guarantee future performance.

Source: FactSet

Recent research

on sector

on market

Date	Headline	Download
2024/07/12	 Global Equity Ratings	
2024/07/12	 Aktienempfehlungen Global	
2024/07/09	 Aktienempfehlungen Österreich	
2024/06/24	 Aktienempfehlungen Österreich	
2024/06/21	 Global Equity Ratings	

Details

2024/07/12 08:03:30

Price

96.00 EUR

Difference ▼ -1.54% (-1.50)

General attributes

ISIN	NL0000440311
Symbol	HOLCO
Exchange	Munich
Currency	EUR
Sector	Chemical / Pharmaceutical / Health
Security type	Stock
Market cap (m)	84 EUR
Benchmark	AMSTERDAM EXCHANGES INDEX

Market data

Bid (Bid size)	-
Ask (Ask size)	-
Open	96.00 EUR
High	96.00 EUR
Low	96.00 EUR
Close (prev. day)	97.50 EUR
VWAP	99.00 EUR
Volume (pcs)	0
Trading volume	0.00
Number of trades	2
Last size	0

Performance and Risk

	6m	1y	3y
Perf (%)	+7.87%	-11.93%	-
Perf (abs.)	+7.00	-13.00	-
Beta	0.38	0.43	0.28
Volatility	23.73	21.10	-

5y



Information about previous performance does not guarantee future performance.
Source: FactSet

Price data

Ø price 5 days Ø volume 5 days (pcs.)	96.50 EUR (0)
Ø price 30 days Ø volume 30 days (pcs.)	99.07 EUR (3)
Ø price 100 days Ø volume 100 days (pcs.)	96.14 EUR (2)
Ø price 250 days Ø volume 250 days (pcs.)	94.04 EUR (1)
YTD High date	105.00 EUR (2024/06/17)
YTD Low date	86.50 EUR (2024/02/26)
52 Weeks High date	109.00 EUR (2023/07/13)
52 Weeks Low date	84.00 EUR (2023/10/26)

Arbitrage views

Exchange ⊕	Date	Time	Price	Trading volume (mio.)	Number of trades
Stuttgart	2024/07/12	16:28	94.00 EUR	0.00	10
Munich	2024/07/12	08:03	96.00 EUR	0.00	2
London Stock Exchange	2021/02/05	11:25	114.0048 EUR	0.00	1
Frankfurt	2024/07/12	11:29	93.50 EUR	0.00	4
Euronext	2024/07/12	17:25	98.00 EUR	0.10	29

Amsterdam	12					
Duesseldorf	2024/07/12	08:12	92.00 EUR	0.00		3
Berlin	2024/07/12	21:50	98.00 EUR	0.00		19

Company profile

Company Logo

Contact Details

HOLLAND COLOURS NV

--

Halvemaanweg 1 - 7323 RW Apeldoorn

Telefon: +31-55-368-07-00

Fax: +31-55-366-29-81

E-mail: info@hollandcolours.com

Company Profile

-

Members of Management Board

Coen Vinke	Chairman of Managing Board
Eelco van Hamersveld	Member of Executive Committee

Board of directors

Jeanine van der Vlist	Chairman of Supervisory Board
Aukje R. Doornbos	Member of Supervisory Board
Gert-Hein de Heer	Member of Supervisory Board
Jorrit Klaus	Member of Supervisory Board