

## WOLTERS KLUWER NV

ISIN: **NL0000395903** WKN: **039590**

## Overview

2024/04/26 17:30:00

## Price

141.525 EUR

Difference  0.12% (0.18)

## General attributes

ISIN NL0000395903

Symbol WKL

Exchange London Stock Exchange  
European Trade Reporting

Currency EUR

Sector Media / Entertainment /  
Recreation

Security type Stock

Market cap (m) 34,369 EUR

Benchmark AMSTERDAM EXCHANGES  
INDEX

## Market data

Bid (Bid size) 134.45 EUR (20,000)

Ask (Ask size) 148.60 EUR (20,000)

Open 141.00 EUR

High 141.7962 EUR

Low 141.7962 EUR

Close (prev. day) 141.35 EUR

VWAP 141.79618 EUR

Volume (pcs) 6,982

Trading volume 987,185.01

Number of trades 3

Last size -

## Futures and Options

Related Futures 38

Related Options -








5y



Information about previous performance does not guarantee future performance.

Source: FactSet

## Recent research

on sector		on market	
Date		Headline	Download
2024/04/26		Global Equity Ratings	
2024/04/26		Aktienempfehlungen Global	
2024/04/15		Aktienempfehlungen Österreich	
2024/04/03		Global Equity Ratings	
2024/04/03		Aktienempfehlungen Global	

## Details

2024/04/26 17:30:00

## Price

141.525 EUR

Difference ▲ 0.12% (0.18)

## General attributes

ISIN	NL0000395903
Symbol	WKL
Exchange	London Stock Exchange European Trade Reporting
Currency	EUR
Sector	Media / Entertainment / Recreation
Security type	Stock
Market cap (m)	34,369 EUR
Benchmark	AMSTERDAM EXCHANGES INDEX

## Market data

Bid (Bid size)	134.45 EUR (20,000)
Ask (Ask size)	148.60 EUR (20,000)
Open	141.00 EUR
High	141.7962 EUR
Low	141.7962 EUR
Close (prev. day)	141.35 EUR
VWAP	141.79618 EUR
Volume (pcs)	6,982
Trading volume	987,185.01
Number of trades	3
Last size	-

## Performance and Risk

	6m	1y	3y
Perf (%)	+19.15%	+16.46%	+86.96%
Perf (abs.)	+22.75	+20.00	+65.83
Beta	0.39	0.54	0.51
Volatility	18.41	19.44	20.52

5y



Information about previous performance does not guarantee future performance.

Source: FactSet

## Price data

Ø price 5 days   Ø volume 5 days (pcs.)	141.955 EUR (1,575)
Ø price 30 days   Ø volume 30 days (pcs.)	142.573 EUR (14,934)
Ø price 100 days   Ø volume 100 days (pcs.)	138.618 EUR (7,497)
Ø price 250 days   Ø volume 250 days (pcs.)	124.407 EUR (11,630)
YTD High   date	149.525 EUR (2024/03/21)
YTD Low   date	125.250 EUR (2024/01/05)
52 Weeks High   date	149.525 EUR (2024/03/21)
52 Weeks Low   date	105.005 EUR (2023/05/30)

## Arbitrage views

Exchange <span style="font-size: small;">⊕</span>	Date	Time	Price	Trading volume (mio.)	Number of trades
Xetra	2024/04/26	15:35	142.05 EUR	0.01	3
Vienna Stock Exchange	2024/04/26	09:05	141.50 EUR	0.00	3
Tradegate	2024/04/26	19:32	143.10 EUR	0.08	23
Stuttgart	2024/04/26	19:30	143.10 EUR	0.03	53

Munich	2024/ 04/26	08:11	141.35 EUR	0.00	1
London Stock Exchange European Trade Reporting	2024/ 04/26	17:30	141.525 EUR	0.99	3
Hanover	2024/ 04/26	08:05	141.10 EUR	0.00	1
Hamburg	2024/ 04/26	08:00	141.00 EUR	0.00	1
Frankfurt	2024/ 04/26	18:04	143.30 EUR	0.02	2
FINRA other OTC Issues	2024/ 03/25	20:49	161.33 USD	0.03	2
Euronext Milan MTF Trading After Hours	-	-	-	0.00	-
Euronext Amsterdam	2024/ 04/26	17:35	142.90 EUR	77.46	4,453
Duesseldorf	2024/ 04/26	08:10	140.10 EUR	0.00	1
Berlin	2024/ 04/26	08:08	141.20 EUR	0.00	1

## Company profile

### Company Logo



### Contact Details

WOLTERS KLUWER NV

--

Zuidpoolsingel 2 - 2400 BA Alphen aan den Rijn

Telefon: +31-17-264-14-00

Fax: +

E-mail: [info@wolterskluwer.com](mailto:info@wolterskluwer.com)

### Company Profile

-

#### Members of Management Board

Nancy McKinstry Chairman of Managing Board

Kevin Entricken Member of Executive Committee

#### Board of directors

Ann Ziegler Chairman of Supervisory Board

Sophie Vandebroek Member of Supervisory Board

Chris Vogelzang Member of Supervisory Board

Heleen H. Kersten Member of Supervisory Board

Jack P. de Kreij Member of Supervisory Board

Jeanette Horan Member of Supervisory Board