

## SALAZAR RESOURCES LTD.

ISIN: CA7940071045 WKN: -

## Overview

2024/07/26 11:05:43

Price  
0.044 EURDifference  1.15% (0.00)

## General attributes

ISIN	CA7940071045
Symbol	SRL
Exchange	Stuttgart
Currency	EUR
Sector	Energy / Commodities
Security type	Stock
Market cap (m)	10 EUR
Benchmark	S&P/TSX 60 INDEX

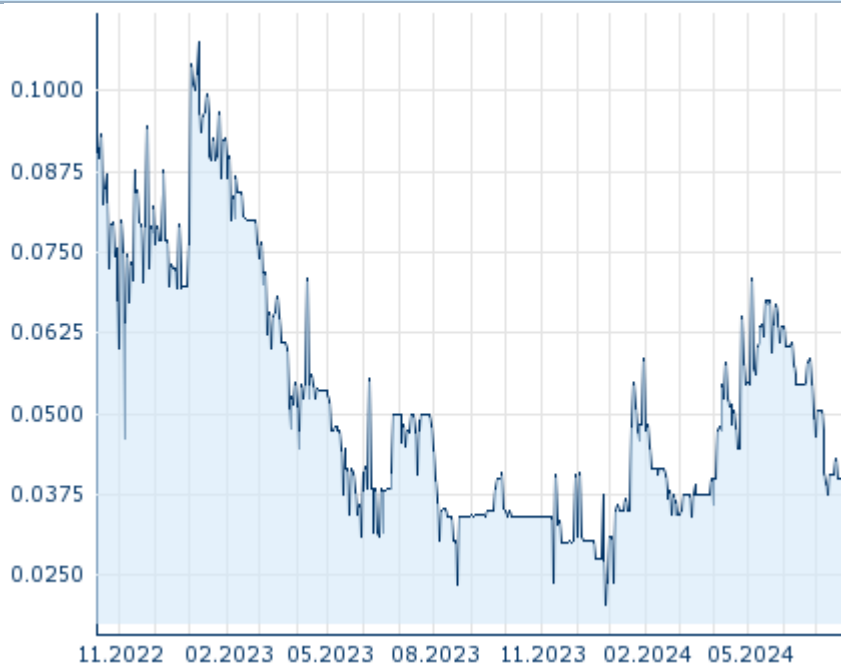
## Market data

Bid (Bid size)	- (0)
Ask (Ask size)	- (0)
Open	0.043 EUR
High	0.044 EUR
Low	0.043 EUR
Close (prev. day)	0.0435 EUR
VWAP	-
Volume (pcs)	0
Trading volume	0.00
Number of trades	4
Last size	0

## Futures and Options








Related Futures	-
Related Options	-

5y



Information about previous performance does not guarantee future performance.  
Source: FactSet

## Recent research

on sector	Date	Headline	Download
	2024/07/26	 Equity Weekly	
	2024/07/24	 Global Equity Ratings	
	2024/07/24	 Aktienempfehlungen Global	
	2024/07/15	 Aktienempfehlungen Global	
	2024/07/12	 Equity Weekly	

## Details

2024/07/26 11:05:43

## Price

0.044 EUR

Difference ▲ 1.15% (0.00)

## General attributes

ISIN	CA7940071045
Symbol	SRL
Exchange	Stuttgart
Currency	EUR
Sector	Energy / Commodities
Security type	Stock
Market cap (m)	10 EUR
Benchmark	S&P/TSX 60 INDEX

## Market data

Bid (Bid size)	- (0)
Ask (Ask size)	- (0)
Open	0.043 EUR
High	0.044 EUR
Low	0.043 EUR
Close (prev. day)	0.0435 EUR
VWAP	-
Volume (pcs)	0
Trading volume	0.00
Number of trades	4
Last size	0

## Performance and Risk

	6m	1y	3y
Perf (%)	-4.35%	-12.00%	-
Perf (abs.)	+0.00	-0.01	-
Beta	0.71	1.15	1.50
Volatility	117.45	158.09	-

5y



Information about previous performance does not guarantee future performance.  
Source: FactSet

## Price data

Ø price 5 days   Ø volume 5 days (pcs.)	0.042 EUR (0)
Ø price 30 days   Ø volume 30 days (pcs.)	0.047 EUR (0)
Ø price 100 days   Ø volume 100 days (pcs.)	0.050 EUR (686)
Ø price 250 days   Ø volume 250 days (pcs.)	0.041 EUR (1,127)
YTD High   date	0.071 EUR (2024/05/07)
YTD Low   date	0.024 EUR (2024/01/02)
52 Weeks High   date	0.071 EUR (2024/05/07)
52 Weeks Low   date	0.020 EUR (2023/11/13)

## All listings for SALAZAR RESOURCES LTD.

Exchange <span>⊕</span>	Date	Time	Price	Trading volume (mio.)	Number of trades
TSX Venture Exchange	2024/07/26	21:20	0.07 CAD	0.01	9
Stuttgart	2024/07/26	11:05	0.044 EUR	0.00	4
Munich	2024/07/26	08:02	0.043 EUR	0.00	1
Frankfurt	2024/07/26	08:15	0.0455 EUR	0.00	2
FINRA other OTC	2024/07/26	15:59	0.0547 USD	0.00	1



## Company profile

### Company Logo



### Company Profile

-

### Contact Details

SALAZAR RESOURCES

--

-- - Vancouver

Telefon: -

Fax: -

E-mail: -