

ACCELERON INDUSTRIES AG CHF0.01

ISIN: CH1169360919 WKN: 116936091

Overview

2024/06/20 15:59:22

Price

40.1192 USD

Difference  2.21% (0.87)

General attributes

ISIN	CH1169360919
Symbol	ACLN
Exchange	FINRA other OTC Issues
Currency	USD
Sector	Technology
Security type	Stock
Market cap (m)	3,456 EUR
Benchmark	SWISS MARKET INDEX

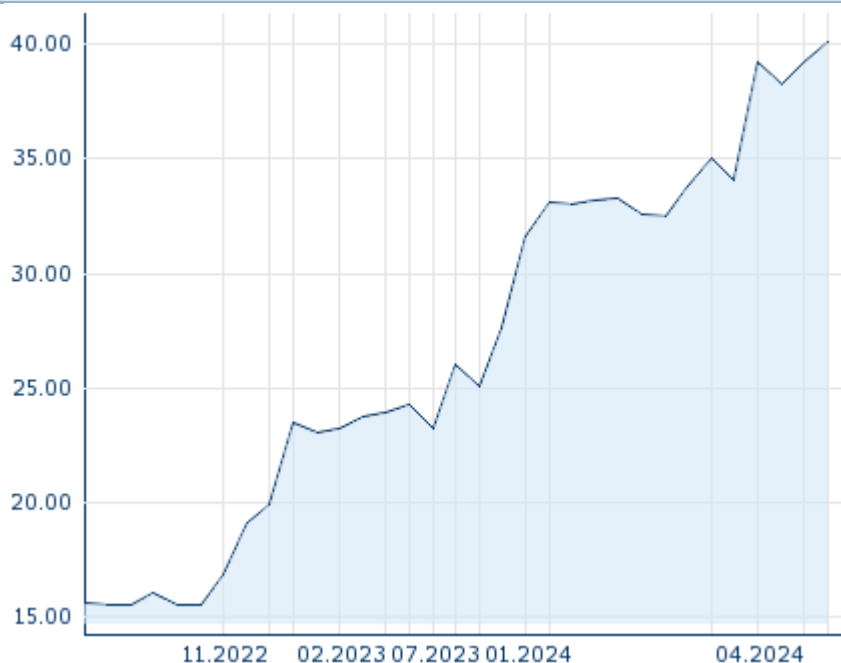
Market data

Bid (Bid size)	-
Ask (Ask size)	-
Open	40.1192 USD
High	40.1192 USD
Low	40.1192 USD
Close (prev. day)	39.25 USD
VWAP	40.1192 USD
Volume (pcs)	720
Trading volume	28,885.82
Number of trades	1
Last size	720

Futures and Options

Related Futures	14
Related Options	-








5y



Information about previous performance does not guarantee future performance.

Source: FactSet

Recent research

on sector		on market	
Date		Headline	Download
2024/06/21		Equity Weekly	
2024/06/21		Global Equity Ratings	
2024/06/21		Aktienempfehlungen Global	
2024/06/14		Global Equity Ratings	
2024/06/14		Aktienempfehlungen Global	

Details

2024/06/20 15:59:22

Price

40.1192 USD

Difference ▲ 2.21% (0.87)

General attributes

ISIN	CH1169360919
Symbol	ACLN
Exchange	FINRA other OTC Issues
Currency	USD
Sector	Technology
Security type	Stock
Market cap (m)	3,456 EUR
Benchmark	SWISS MARKET INDEX

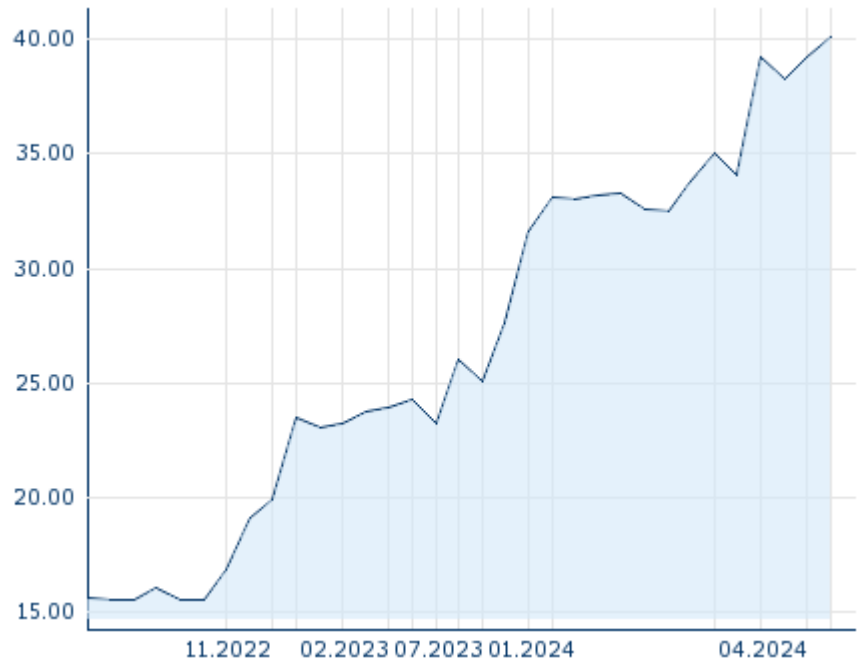
Market data

Bid (Bid size)	-
Ask (Ask size)	-
Open	40.1192 USD
High	40.1192 USD
Low	40.1192 USD
Close (prev. day)	39.25 USD
VWAP	40.1192 USD
Volume (pcs)	720
Trading volume	28,885.82
Number of trades	1
Last size	720

Performance and Risk

	6m	1y	3y
Perf (%)	-	-	-
Perf (abs.)	-	-	-
Beta	0.61	0.70	0.59
Volatility	9.91	7.63	-

5y



Information about previous performance does not guarantee future performance.
Source: FactSet

Price data

Ø price 5 days Ø volume 5 days (pcs.)	- USD (-)
Ø price 30 days Ø volume 30 days (pcs.)	39.6846 USD (37)
Ø price 100 days Ø volume 100 days (pcs.)	35.1887 USD (66)
Ø price 250 days Ø volume 250 days (pcs.)	32.8330 USD (37)
YTD High date	40.1192 USD (2024/06/20)
YTD Low date	31.6520 USD (2024/01/10)
52 Weeks High date	40.1192 USD (2024/06/20)
52 Weeks Low date	23.2000 USD (2023/07/07)

All listings for ACCELLERON INDUSTRIES AG CHF0.01

Exchange	Date	Time	Price	Trading volume (mio.)	Number of trades
SIX Swiss Exchange	2024/06/21	17:30	35.20 CHF	12.67	1,708
London Stock Exchange European Trade Reporting	2024/06/17	12:27	34.56 CHF	0.00	1
FINRA other OTC Issues	2024/06/20	15:59	40.1192 USD	0.03	1

Company profile

Company Logo

Contact Details

ACCELLERON INDUSTRIES AG

--

Bruggerstrasse 71A - 5400 Baden

Telefon: +41-58-588-77-77

Fax: +

E-mail: -

Company Profile

-

Members of Management Board

Daniel Bischofberger Chairman of Managing Board

Adrian Grossenbacher Member of Executive Committee

Annika Parkkonen Member of Executive Committee

Christoph Rofka Member of Executive Committee

Dirk Bergmann Member of Executive Committee

Herbert Müller Member of Executive Committee

Roland Schwarz Member of Executive Committee

Board of directors

Bo Cerup-Simonsen Member of the administrative board

Detlef Trefzger Member of the administrative board

Monika Krüsi Schädle Member of the administrative board

Gabriele Sons Member of the administrative board

Stefano Pampalone Member of the administrative board

Oliver Riemenschneider Chairman of the administrative board