

## BIOARCTIC AB SER. B

ISIN: SE0010323311 WKN: -

## Overview

2024/06/07 19:32:04

Price

20.68 EUR

Difference  -2.27% (-0.48)

## General attributes

ISIN SE0010323311

Symbol BIOA B

Exchange Duesseldorf

Currency EUR

Sector Chemical / Pharmaceutical / Health

Security type Stock

Market cap (m) 1,547 EUR

Benchmark OMX STOCKHOLM 30 INDEX

## Market data

Bid (Bid size) -

Ask (Ask size) -

Open 21.14 EUR

High 21.30 EUR

Low 20.68 EUR

Close (prev. day) 21.16 EUR

VWAP -

Volume (pcs) 0

Trading volume 0.00

Number of trades 7

Last size 0

## Futures and Options

Related Futures 2

Related Options -

5y







Information about previous performance does not guarantee future performance.

Source: FactSet

## Recent research

on sector

Date	Headline	Download
2024/05/29	 Global Equity Ratings	
2024/05/29	 Aktienempfehlungen Global	
2024/05/29	 Aktienempfehlungen Österreich	
2024/05/17	 Equity Weekly	
2024/05/13	 Aktienempfehlungen Österreich	

## Details

2024/06/07 19:32:04

## Price

20.68 EUR

Difference  -2.27% (-0.48)

## General attributes

ISIN	SE0010323311
Symbol	BIOA B
Exchange	Duesseldorf
Currency	EUR
Sector	Chemical / Pharmaceutical / Health
Security type	Stock
Market cap (m)	1,547 EUR
Benchmark	OMX STOCKHOLM 30 INDEX

## Market data

Bid (Bid size)	-
Ask (Ask size)	-
Open	21.14 EUR
High	21.30 EUR
Low	20.68 EUR
Close (prev. day)	21.16 EUR
VWAP	-
Volume (pcs)	0
Trading volume	0.00
Number of trades	7
Last size	0

## Performance and Risk

	6m	1y	3y
Perf (%)	-2.08%	-24.58%	-
Perf (abs.)	-0.44	-6.74	-
Beta	1.19	1.04	0.74
Volatility	56.26	50.54	-

5y



Information about previous performance does not guarantee future performance.  
Source: FactSet

## Price data

Ø price 5 days   Ø volume 5 days (pcs.)	21.12 EUR (0)
Ø price 30 days   Ø volume 30 days (pcs.)	18.84 EUR (0)
Ø price 100 days   Ø volume 100 days (pcs.)	18.92 EUR (0)
Ø price 250 days   Ø volume 250 days (pcs.)	21.70 EUR (0)
YTD High   date	25.20 EUR (2024/01/09)
YTD Low   date	15.81 EUR (2024/04/22)
52 Weeks High   date	32.52 EUR (2023/06/13)
52 Weeks Low   date	15.81 EUR (2024/04/22)

## Arbitrage views

Exchange 	Date	Time	Price	Trading volume (mio.)	Number of trades
Tradegate	2024/06/07	22:26	20.84 EUR	0.00	3
Stuttgart	2024/06/07	10:31	21.10 EUR	0.00	4
Nasdaq Stockholm	2024/06/07	17:29	237.60 SEK	25.98	1,121
Munich	2024/06/07	08:10	21.44 EUR	0.00	2

London Stock Exchange European Trade Reporting	2024/ 06/07	17:25	237.20 SEK	0.00	2
Frankfurt	2024/ 06/07	14:44	21.12 EUR	0.00	1
FINRA other OTC Issues	2024/ 06/04	17:53	23.3761 USD	0.03	4
Duesseldorf	2024/ 06/07	19:32	20.68 EUR	0.00	7
Berlin	2024/ 06/07	21:43	20.82 EUR	0.00	17

## Company profile

### Company Logo



### Company Profile

-

### Contact Details

BIOARCTIC

--

----

Telefon: -

Fax: -

E-mail: -