

## PAION AG

ISIN: DE000A3E5EG5

WKN: A3E5EG

## Overview

2023/11/01 09:02:02

Price  
0.32 EURDifference  -94.26% (-5.26)

## General attributes

ISIN	DE000A3E5EG5
Symbol	PA8
Exchange	London Stock Exchange
Currency	EUR
Sector	Chemical / Pharmaceutical / Health
Security type	Stock
Market cap (m)	0 EUR
Benchmark	GERMANY DAX

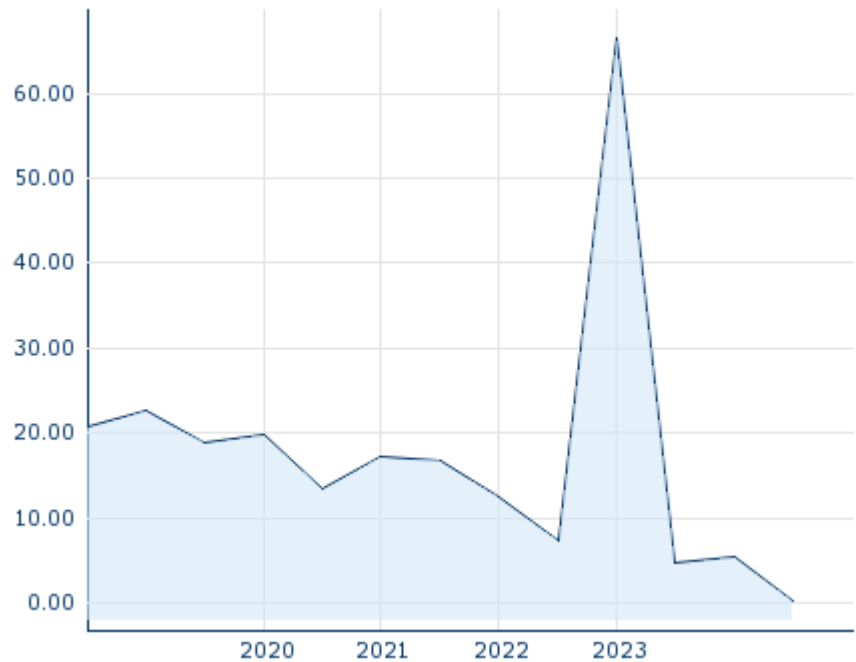
## Market data

Bid (Bid size)	19.6520 EUR (1,058)
Ask (Ask size)	21.6834 EUR (1,058)
Open	0.32 EUR
High	0.32 EUR
Low	0.32 EUR
Close (prev. day)	5.5790 EUR
VWAP	0.32 EUR
Volume (pcs)	440
Trading volume	140.80
Number of trades	1
Last size	440

## Futures and Options


Related Futures	-
Related Options	-

5y



Information about previous performance does not guarantee future performance.  
Source: FactSet

## Recent research

on sector		on market	
Date		Headline	Download
2024/04/29		Aktienempfehlungen Österreich	
2024/04/26		Global Equity Ratings	
2024/04/26		Aktienempfehlungen Global	
2024/04/15		Aktienempfehlungen Österreich	
2024/04/03		Global Equity Ratings	

## Details

2023/11/01 09:02:02

**Price**  
0.32 EUR

**Difference** ▼ -94.26% (-5.26)

## General attributes

ISIN	DE000A3E5EG5
Symbol	PA8
Exchange	London Stock Exchange
Currency	EUR
Sector	Chemical / Pharmaceutical / Health
Security type	Stock
Market cap (m)	0 EUR
Benchmark	GERMANY DAX

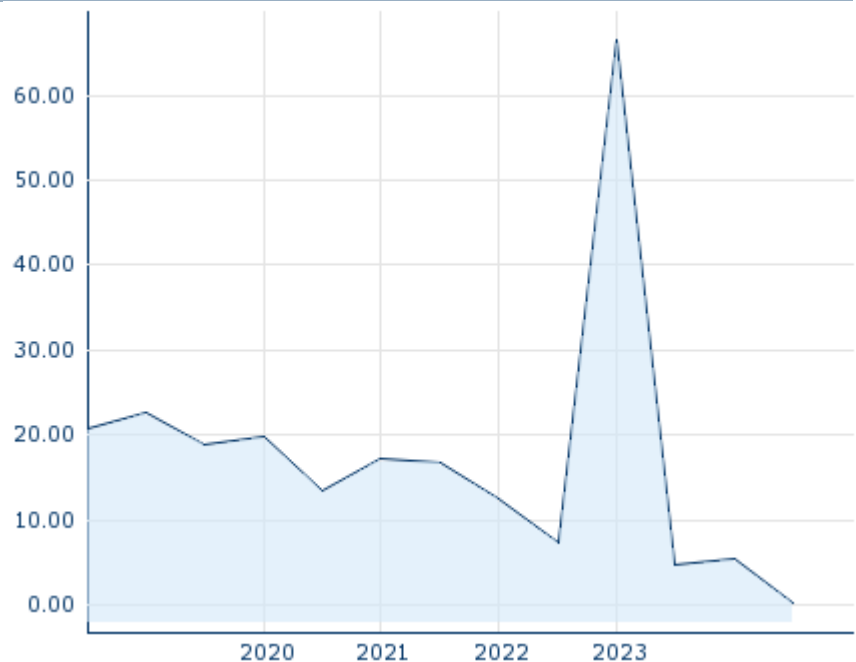
## Market data

Bid (Bid size)	19.6520 EUR (1,058)
Ask (Ask size)	21.6834 EUR (1,058)
Open	0.32 EUR
High	0.32 EUR
Low	0.32 EUR
Close (prev. day)	5.5790 EUR
VWAP	0.32 EUR
Volume (pcs)	440
Trading volume	140.80
Number of trades	1
Last size	440

## Performance and Risk

	6m	1y	3y
Perf (%)	-	-	-
Perf (abs.)	-	-	-
Beta	-1.71	1.45	0.79
Volatility	2,408.44	1,778.07	1,240.24

5y



Information about previous performance does not guarantee future performance.  
Source: FactSet

## Price data

Ø price 5 days   Ø volume 5 days (pcs.)	- EUR (-)
Ø price 30 days   Ø volume 30 days (pcs.)	- EUR (-)
Ø price 100 days   Ø volume 100 days (pcs.)	2.95 EUR (5)
Ø price 250 days   Ø volume 250 days (pcs.)	19.29 EUR (4)
YTD High   date	66.47 EUR (2023/03/10)
YTD Low   date	0.32 EUR (2023/11/01)
52 Weeks High   date	66.47 EUR (2023/03/10)
52 Weeks Low   date	0.32 EUR (2023/11/01)

## Arbitrage views

Exchange <input type="checkbox"/>	Date	Time	Price	Trading volume (mio.)	Number of trades
Tradegate	2024/05/08	11:39	0.0284 EUR	0.00	2
Stuttgart	2024/05/08	17:00	0.0284 EUR	0.00	39
Munich	2024/05/08	08:00	0.0284 EUR	0.00	1
London Stock Exchange	2023/11/01	09:02	0.32 EUR	0.00	1
Hamburg	2024/05/08	08:16	0.0284 EUR	0.00	1

	08						
Frankfurt	2024/05/08	08:12	0.0284	EUR	0.00		1
FINRA other OTC Issues	2024/03/05	16:42	0.0251	USD	0.00		2
Duesseldorf	2024/05/08	16:30	0.028	EUR	0.00		4
Berlin	2024/05/08	16:48	0.0342	EUR	0.00		9

## Company profile

### Company Logo



### Contact Details

PAION AG

--

Heussstrasse 25 - 52078 Aachen

Telefon: +49-241-4453-0

Fax: +49-241-4453-100

E-mail: [info@paion.com](mailto:info@paion.com)

### Company Profile

-

### Members of Management Board

Tilman Bur Chairman of Managing Board

### Board of directors

Michael Schlenk Chairman of Supervisory Board

Hans Tanner Member of Supervisory Board

Karin Louise Dorrepaal Member of Supervisory Board

Markus Guilherme Dieken Member of Supervisory Board

Gregor Siebert Member of Supervisory Board