

ENCAVIS AG

ISIN: DE0006095003

WKN: 609500

Overview

2024/07/26 17:30:00

Price

16.91 EUR

Difference  0.00% (0.00)

General attributes

ISIN DE0006095003

Symbol ECV

Exchange London Stock Exchange
European Trade Reporting

Currency EUR

Sector Other

Security type Stock

Market cap (m) 2,753 EUR

Benchmark GERMANY DAX

Market data

Bid (Bid size) 16.49 EUR (5,000)

Ask (Ask size) 17.33 EUR (5,000)

Open 16.91 EUR

High 16.91 EUR

Low 16.91 EUR

Close (prev. day) 16.91 EUR

VWAP 17.11 EUR

Volume (pcs) -

Trading volume -

Number of trades 1

Last size -

Futures and Options

Related Futures -

Related Options -




5y



Information about previous performance does not guarantee future performance.

Source: FactSet

Recent research

on sector		on market	
Date		Headline	Download
2024/07/26		Equity Weekly	
2024/07/24		Global Equity Ratings	
2024/07/24		Aktienempfehlungen Global	
2024/07/15		Aktienempfehlungen Global	
2024/07/12		Global Equity Ratings	

Details

2024/07/26 17:30:00

Price

16.91 EUR

Difference ➔ 0.00% (0.00)

General attributes

ISIN	DE0006095003
Symbol	ECV
Exchange	London Stock Exchange European Trade Reporting
Currency	EUR
Sector	Other
Security type	Stock
Market cap (m)	2,753 EUR
Benchmark	GERMANY DAX

Market data

Bid (Bid size)	16.49 EUR (5,000)
Ask (Ask size)	17.33 EUR (5,000)
Open	16.91 EUR
High	16.91 EUR
Low	16.91 EUR
Close (prev. day)	16.91 EUR
VWAP	17.11 EUR
Volume (pcs)	-
Trading volume	-
Number of trades	1
Last size	-

Performance and Risk

	6m	1y	3y
Perf (%)	+32.19%	+8.22%	+7.30%
Perf (abs.)	+4.12	+1.29	+1.15
Beta	-0.06	0.75	0.62
Volatility	43.30	41.10	40.28

5y



Information about previous performance does not guarantee future performance.
Source: FactSet

Price data

Ø price 5 days Ø volume 5 days (pcs.)	16.91 EUR (0)
Ø price 30 days Ø volume 30 days (pcs.)	16.93 EUR (0)
Ø price 100 days Ø volume 100 days (pcs.)	16.71 EUR (1,137)
Ø price 250 days Ø volume 250 days (pcs.)	14.60 EUR (2,592)
YTD High date	17.14 EUR (2024/06/19)
YTD Low date	10.77 EUR (2024/02/29)
52 Weeks High date	17.14 EUR (2024/06/19)
52 Weeks Low date	10.77 EUR (2024/02/29)

Arbitrage views

Exchange	Date	Time	Price	Trading volume (mio.)	Number of trades
Xetra	2024/07/26	17:35	17.02 EUR	0.96	154
Vienna Stock Exchange	2024/07/26	15:30	17.10 EUR	0.00	4
Tradegate	2024/07/26	22:26	17.04 EUR	0.18	21
Stuttgart	2024/07/26	21:45	17.03 EUR	0.02	68
SIX Swiss Exchange	2022/	17:35	20.08 CHF	0.00	1

	09/02						
Munich	2024/ 07/26	13:26	17.03	EUR	0.00		2
London Stock Exchange European Trade Reporting	2024/ 07/26	17:30	16.91	EUR	0.00		1
Hanover	2024/ 07/26	08:16	17.05	EUR	0.00		1
Hamburg	2024/ 07/26	14:23	17.06	EUR	0.02		2
Frankfurt	2024/ 07/26	15:29	17.06	EUR	0.00		2
FINRA other OTC Issues	2023/ 07/05	15:41	13.21	USD	0.01		2
Duesseldorf	2024/ 07/26	19:31	17.00	EUR	0.00		6
Berlin	2024/ 07/26	21:52	17.03	EUR	0.00		16

Company profile

Company Logo



Contact Details

ENCAVIS AG

--

Grosse Elbstrasse 59 - 22767 Hamburg

Telefon: +49-40-37-85-62-0

Fax: +49-40-37-85-62-129

E-mail: info@encavis.com

Company Profile

-

Members of Management Board

Christoph Husmann	Chairman of Managing Board
Christoph Husmann	Member of Executive Committee
Mario Schirru	Member of Executive Committee

Board of directors

Rolf Martin Schmitz	Chairman of Supervisory Board
Fritz Vahrenholt	Member of Supervisory Board
Henning R. Kreke	Member of Supervisory Board
Manfred Krüper	Member of Supervisory Board
Marcus Schenck	Member of Supervisory Board
Ayleen Oehmen-Görisch	Member of Supervisory Board
Christine Scheel	Member of Supervisory Board
Isabella Pfaller	Member of Supervisory Board
Thorsten Testorp	Member of Supervisory Board