

COLRUYT GROUP N.V.

ISIN: **BE0974256852** WKN: **971269**

Overview

2024/06/28 17:30:00

Price

44.52 EUR

Difference  -0.47% (-0.21)

General attributes

ISIN BE0974256852

Symbol COLR

Exchange London Stock Exchange
European Trade Reporting

Currency EUR

Sector Commerce

Security type Stock

Market cap (m) 5,579 EUR

Benchmark BEL 20 INDEX

Market data

Bid (Bid size) 42.30 EUR (1,000)

Ask (Ask size) 46.74 EUR (1,000)

Open 44.61 EUR

High 44.61 EUR

Low 44.52 EUR

Close (prev. day) 44.73 EUR

VWAP 43.38 EUR

Volume (pcs) 186

Trading volume -

Number of trades 1

Last size -

Futures and Options

Related Futures 48

Related Options -











5y



Information about previous performance does not guarantee future performance.

Source: FactSet

Recent research

on sector		on market	
Date		Headline	Download
2024/06/21		Equity Weekly	
2024/06/21		Global Equity Ratings	
2024/06/21		Aktienempfehlungen Global	
2024/06/14		Global Equity Ratings	
2024/06/14		Aktienempfehlungen Global	

Details

2024/06/28 17:30:00

Price

44.52 EUR

Difference ▼ -0.47% (-0.21)

General attributes

ISIN	BE0974256852
Symbol	COLR
Exchange	London Stock Exchange European Trade Reporting
Currency	EUR
Sector	Commerce
Security type	Stock
Market cap (m)	5,579 EUR
Benchmark	BEL 20 INDEX

Market data

Bid (Bid size)	42.30 EUR (1,000)
Ask (Ask size)	46.74 EUR (1,000)
Open	44.61 EUR
High	44.61 EUR
Low	44.52 EUR
Close (prev. day)	44.73 EUR
VWAP	43.38 EUR
Volume (pcs)	186
Trading volume	-
Number of trades	1
Last size	-

Performance and Risk

	6m	1y	3y
Perf (%)	+8.43%	+29.38%	-5.74%
Perf (abs.)	+3.46	+10.11	-2.71
Beta	-0.10	0.09	0.42
Volatility	22.60	22.75	32.92

5y



Information about previous performance does not guarantee future performance.
Source: FactSet

Price data

Ø price 5 days Ø volume 5 days (pcs.)	44.78 EUR (0)
Ø price 30 days Ø volume 30 days (pcs.)	45.23 EUR (341)
Ø price 100 days Ø volume 100 days (pcs.)	42.93 EUR (340)
Ø price 250 days Ø volume 250 days (pcs.)	40.35 EUR (2,425)
YTD High date	47.11 EUR (2024/05/31)
YTD Low date	38.72 EUR (2024/02/14)
52 Weeks High date	47.11 EUR (2024/05/31)
52 Weeks Low date	33.67 EUR (2023/07/03)

All listings for COLRUYT GROUP N.V.

Exchange	Date	Time	Price	Trading volume (mio.)	Number of trades
Vienna Stock Exchange	2024/06/28	09:05	44.88 EUR	0.00	3
Tradegate	2024/06/28	22:26	44.64 EUR	0.00	3
Stuttgart	2024/06/28	16:29	44.52 EUR	0.00	4
London Stock Exchange European Trade Reporting	2024/06/28	17:30	44.52 EUR	0.00	1
Hanover	2024/06/28	08:07	44.74 EUR	0.00	3

	06/28						
Frankfurt	2024/ 06/28	08:04	44.70	EUR	0.00		2
FINRA other OTC Issues	2024/ 04/03	17:31	44.70	USD	0.00		1
Euronext Brussels	2024/ 06/28	17:35	44.58	EUR	3.52		961
Duesseldorf	2024/ 06/28	08:10	44.68	EUR	0.00		3
Berlin	2024/ 06/28	08:03	44.70	EUR	0.00		3

Company profile

Company Logo



Contact Details

COLRUYT GROUP NV

--

Edingensesteenweg 196 - 1500 Halle

Telefon: +32-2-363-55-45

Fax: +

E-mail: contact@colruytgroup.com

Company Profile

-

Members of Management Board

Jef Colruyt	Chairman of Managing Board
Bart De Schutter	Member of Executive Committee
Christophe Dehandschutter	Member of Executive Committee
Jo Willemyns	Member of Executive Committee
Johan Vermeire	Member of Executive Committee
Koen Baetens	Member of Executive Committee
Liesbeth Sabbe	Member of Executive Committee
Peter Vanbellingen	Member of Executive Committee
Stefaan Vandamme	Member of Executive Committee
Stefan Goethaert	Member of Executive Committee

Board of directors

Jef Colruyt	Chairman of Supervisory Board
Dirk JS Van den Berghen	Member of Supervisory Board
Anton Dries Colpaert	Member of Supervisory Board
Astrid de Lathauwer	Member of Supervisory Board
Chantal de Vrieze	Member of Supervisory Board
Frans Colruyt	Member of Supervisory Board
Hilde Cerstelotte	Member of Supervisory Board
Rika Coppens	Member of Supervisory Board
Wim Colruyt	Member of Supervisory Board