

TESLA INC. FUTURE (TSLG) - EUX/202412

2024/08/21 18:45:48

Price
224.4485 USD

Difference  -0.37% (-0.83)

General attributes

Symbol	TSLGZ24
Exchange	Eurex
Currency	USD
Security type	Future
Underlying	TESLA INC.
Maturity	12-2024
Contract size	100

Market data

Bid (Bid size)	- USD (-)
Ask (Ask size)	- USD (-)
Open	224.4485 USD
High	224.4485 USD
Low	224.4485 USD
Close (prev. day)	225.2739 USD
Underlying	TESLA INC.
Underlying price (date)	223.64 (24/08/21)
Settlement price (date)	224.45 (24/08/21)
Open Interest	0

Performance and Risk

	6m	1y	3y
Perf (%)	+10.62%	-7.36%	-
Perf (abs.)	+21.55	-17.82	-
Beta	-	-	-
Volatility	55.98	52.16	-

Futures and Options

Related Futures	-
Related Options	-












Information about previous performance does not guarantee future performance.
Source: FactSet

Price data

Ø price 5 days Ø volume 5 days (pcs.)	222.4750 USD (0)
Ø price 30 days Ø volume 30 days (pcs.)	228.7472 USD (0)
Ø price 100 days Ø volume 100 days (pcs.)	200.7695 USD (0)
Ø price 250 days Ø volume 250 days (pcs.)	221.5319 USD (0)
YTD High date	269.3290 USD (2024/07/10)
YTD Low date	145.9515 USD (2024/04/22)
52 Weeks High date	294.6895 USD (2023/09/15)
52 Weeks Low date	145.9515 USD (2024/04/22)

Recent Research

on underlying	on sector	on market	
Date		Headline	Download
2024/08/12		Global Equity Ratings	
2024/08/12		Aktienempfehlungen Global	
2024/07/24		Global Equity Ratings	
2024/07/24		Aktienempfehlungen Global	
2024/07/15		Aktienempfehlungen Global	