

TESLA INC. FUTURE (TSLG) - EUX/202412

2024/07/17 18:46:26

Price
253.5011 USD

Difference  **-2.13% (-5.51)**

General attributes

Symbol	TSLGZ24
Exchange	Eurex
Currency	USD
Security type	Future
Underlying	TESLA INC.
Maturity	12-2024
Contract size	100

Market data

Bid (Bid size)	- USD (-)
Ask (Ask size)	- USD (-)
Open	253.5011 USD
High	253.5011 USD
Low	253.5011 USD
Close (prev. day)	259.008 USD
Underlying	TESLA INC.
Underlying price (date)	247.9067 (24/07/17)
Settlement price (date)	253.50 (24/07/17)
Open Interest	0

Performance and Risk

	6m	1y	3y
Perf (%)	+11.99%	-14.04%	-
Perf (abs.)	+27.74	-42.30	-
Beta	-	-	-
Volatility	54.19	50.91	-

Futures and Options

Related Futures	-
Related Options	-

5y












Information about previous performance does not guarantee future performance.
Source: FactSet

Price data

Ø price 5 days Ø volume 5 days (pcs.)	262.3068 USD (0)
Ø price 30 days Ø volume 30 days (pcs.)	214.4489 USD (0)
Ø price 100 days Ø volume 100 days (pcs.)	191.4955 USD (0)
Ø price 250 days Ø volume 250 days (pcs.)	225.7266 USD (0)
YTD High date	269.3290 USD (2024/07/10)
YTD Low date	145.9515 USD (2024/04/22)
52 Weeks High date	320.7032 USD (2023/07/19)
52 Weeks Low date	145.9515 USD (2024/04/22)

Recent Research

on underlying	on sector	on market	
Date		Headline	Download
2024/07/15		Aktienempfehlungen Global	
2024/07/12		Global Equity Ratings	
2024/06/21		Global Equity Ratings	
2024/06/21		Aktienempfehlungen Global	
2024/06/14		Global Equity Ratings	