



AMREST HOLDINGS SE

ISIN: **ES0105375002** WKN:

-

Overview

2021/03/11 17:28:15

Price
8.5170 USD

Difference  54.40% (3.00)

General attributes

ISIN	ES0105375002
Symbol	EAT
Exchange	FINRA other OTC Issues
Currency	USD
Sector	-
Security type	Stock
Market cap (m)	799 EUR
Benchmark	AMSTERDAM EXCHANGES INDEX

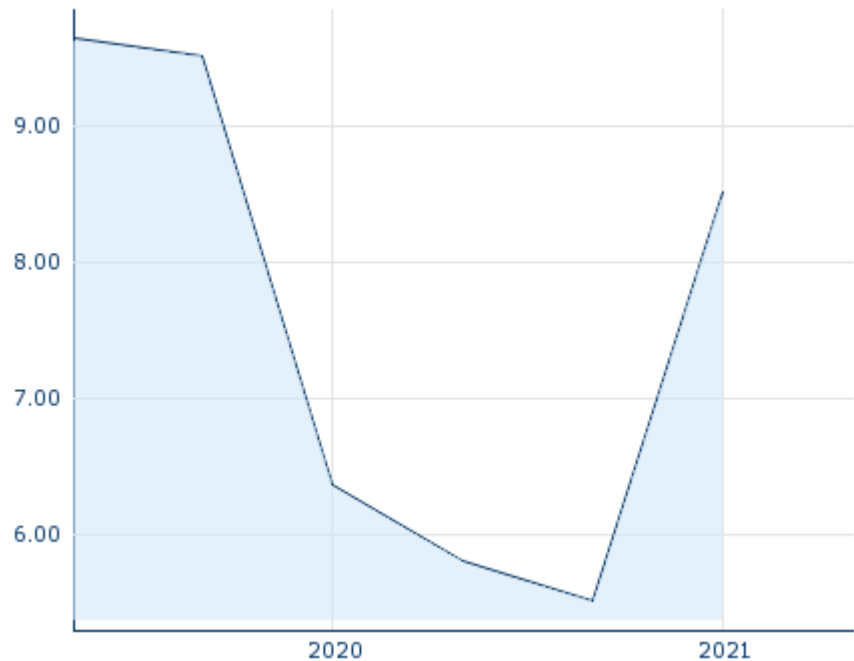
Market data

Bid (Bid size)	-
Ask (Ask size)	-
Open	8.5170 USD
High	8.5170 USD
Low	8.5170 USD
Close (prev. day)	5.5163 USD
VWAP	8.516969 USD
Volume (pcs)	854
Trading volume	7,273.49
Number of trades	1
Last size	854

Futures and Options

Related Futures	-
Related Options	-





5y



Information about previous performance does not guarantee future performance.
Source: FactSet

Recent research

on market

Date	Headline	Download
2022/09/26	 Global Equity Ratings	
2022/09/26	 Aktienempfehlungen Global	
2022/09/06	 Marktkommentar	
2022/09/01	 Global Equity Ratings	
2022/09/01	 Aktienempfehlungen Global	

Details

2021/03/11 17:28:15

Price

8.5170 USD

Difference ▲ 54.40% (3.00)

General attributes

ISIN	ES0105375002
Symbol	EAT
Exchange	FINRA other OTC Issues
Currency	USD
Sector	-
Security type	Stock
Market cap (m)	799 EUR
Benchmark	AMSTERDAM EXCHANGES INDEX

Market data

Bid (Bid size)	-
Ask (Ask size)	-
Open	8.5170 USD
High	8.5170 USD
Low	8.5170 USD
Close (prev. day)	5.5163 USD
VWAP	8.516969 USD
Volume (pcs)	854
Trading volume	7,273.49
Number of trades	1
Last size	854

Performance and Risk

	6m	1y	3y
Perf (%)	+54.40%	-	-
Perf (abs.)	+3.00	-	-
Beta	0.48	0.61	0.61
Volatility	-	342.10	263.04

5y



Information about previous performance does not guarantee future performance.
Source: FactSet

Price data

Ø price 5 days Ø volume 5 days (pcs.)	5.2432 USD (504)
Ø price 30 days Ø volume 30 days (pcs.)	- USD (43,803)
Ø price 100 days Ø volume 100 days (pcs.)	- USD (43,803)
Ø price 250 days Ø volume 250 days (pcs.)	- USD (43,803)
YTD High date	8.5170 USD (2021/03/11)
YTD Low date	8.5170 USD (2021/03/11)
52 Weeks High date	8.5170 USD (2021/03/11)
52 Weeks Low date	5.5163 USD (2020/08/31)

Arbitrage views

Exchange ⊕	Date	Time	Price	Trading volume (mio.)	Number of trades
Munich	2022/10/03	08:10	3.655 EUR	0.00	1
London Stock Exchange European Trade Reporting	2022/10/03	16:50	36.90 PLN	0.00	1
Frankfurt	2022/10/03	08:06	3.63 EUR	0.00	1
FINRA other OTC Issues	2021/03/11	17:28	8.5170 USD	0.01	1
BME Continuous Market	2022/	17:38	3.83 EUR	0.03	29

Company profile

Company Logo

Contact Details

AMREST HOLDINGS N.V.

--

Telefon: -

Fax: -

E-mail: -

Company Profile

-