

BIOTALYS NV NPV

ISIN: **BE0974386188** WKN: -

Overview

2024/09/18 08:12:18

Price
3.15 EURDifference  0.00% (0.00)

General attributes

ISIN	BE0974386188
Symbol	BTLS
Exchange	Munich
Currency	EUR
Sector	Chemical / Pharmaceutical / Health
Security type	Stock
Market cap (m)	100 EUR
Benchmark	BEL 20 INDEX

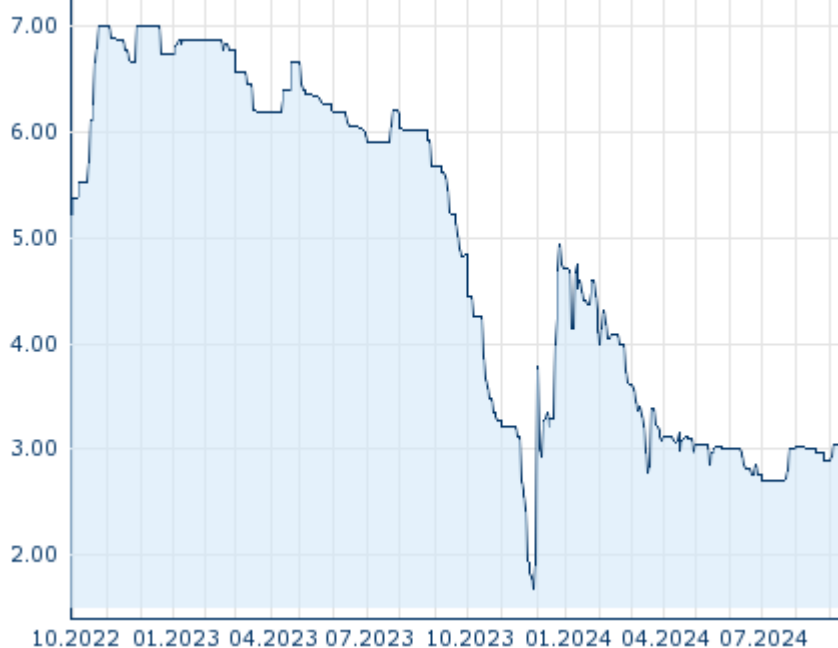
Market data

Bid (Bid size)	3.05 EUR (300)
Ask (Ask size)	3.15 EUR (300)
Open	3.15 EUR
High	3.15 EUR
Low	3.15 EUR
Close (prev. day)	3.15 EUR
VWAP	2.86 EUR
Volume (pcs)	0
Trading volume	0.00
Number of trades	1
Last size	0

Futures and Options


Related Futures	-
Related Options	-

5y



Information about previous performance does not guarantee future performance.
Source: FactSet

Recent research

on sector		on market	
Date		Headline	Download
2024/09/13		Equity Weekly	
2024/09/11		Global Equity Ratings	
2024/09/11		Aktienempfehlungen Global	
2024/09/09		Aktienempfehlungen Österreich	
2024/09/05		Global Equity Ratings	

Details

2024/09/18 08:12:18

Price

3.15 EUR

Difference ➔ 0.00% (0.00)

General attributes

ISIN	BE0974386188
Symbol	BTLS
Exchange	Munich
Currency	EUR
Sector	Chemical / Pharmaceutical / Health
Security type	Stock
Market cap (m)	100 EUR
Benchmark	BEL 20 INDEX

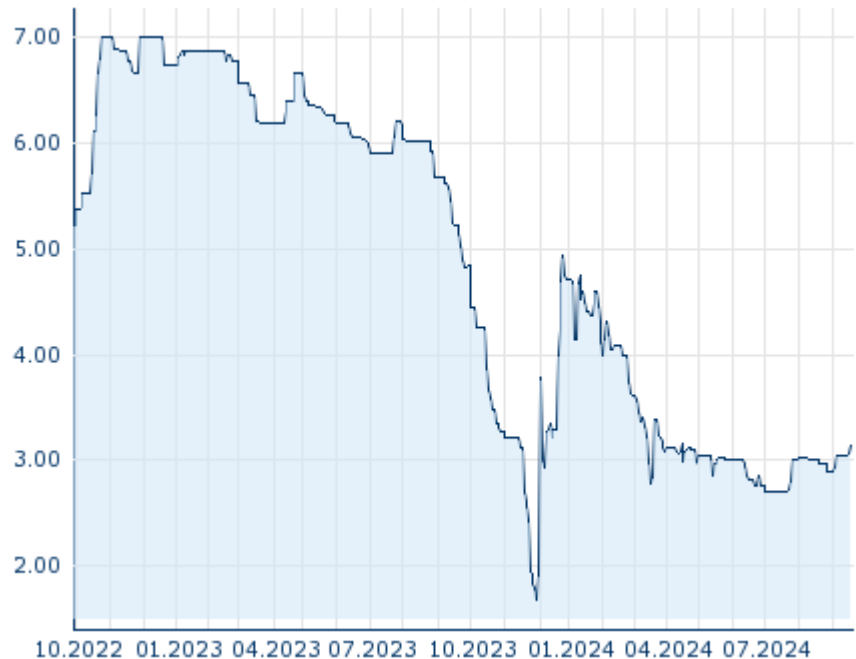
Market data

Bid (Bid size)	3.05 EUR (300)
Ask (Ask size)	3.15 EUR (300)
Open	3.15 EUR
High	3.15 EUR
Low	3.15 EUR
Close (prev. day)	3.15 EUR
VWAP	2.86 EUR
Volume (pcs)	0
Trading volume	0.00
Number of trades	1
Last size	0

Performance and Risk

	6m	1y	3y
Perf (%)	+13.31%	-39.66%	-
Perf (abs.)	+0.37	-2.07	-
Beta	-	-	-
Volatility	34.37	89.83	-

5y



Information about previous performance does not guarantee future performance.
Source: FactSet

Price data

Ø price 5 days Ø volume 5 days (pcs.)	3.07 EUR (0)
Ø price 30 days Ø volume 30 days (pcs.)	3.00 EUR (0)
Ø price 100 days Ø volume 100 days (pcs.)	2.93 EUR (2)
Ø price 250 days Ø volume 250 days (pcs.)	3.35 EUR (30)
YTD High date	4.75 EUR (2024/01/11)
YTD Low date	2.70 EUR (2024/07/03)
52 Weeks High date	5.22 EUR (2023/09/18)
52 Weeks Low date	1.69 EUR (2023/11/29)

All listings for BIOTALYS NV NPV

Exchange 📍	Date	Time	Price	Trading volume (mio.)	Number of trades
Stuttgart	2024/09/18	15:31	3.02 EUR	0.00	10
Munich	2024/09/18	08:12	3.15 EUR	0.00	1
Frankfurt	2024/09/18	08:19	3.11 EUR	0.00	1
Euronext Brussels	2024/09/18	17:35	3.10 EUR	0.19	125
Duesseldorf	2024/09/18	08:12	3.14 EUR	0.00	1

	18								
Berlin	2024/09/18	17:55	3.08	EUR	0.00				13

Company profile

Company Logo



Company Profile

-

Contact Details

BIOTALYS NV

--

Telefon: -

Fax: -

E-mail: -