

## BIOTALYS NV NPV

ISIN: **BE0974386188** WKN: -

## Overview

2024/08/21 08:43:27

Price  
2.97 EURDifference  -0.34% (-0.01)

## General attributes

ISIN	BE0974386188
Symbol	BTLS
Exchange	Munich
Currency	EUR
Sector	Chemical / Pharmaceutical / Health
Security type	Stock
Market cap (m)	95 EUR
Benchmark	BEL 20 INDEX

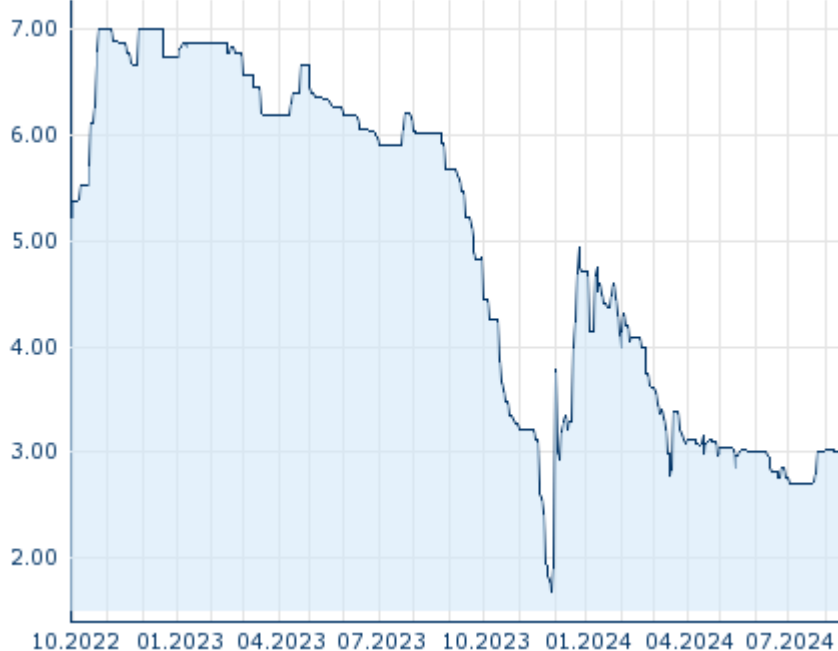
## Market data

Bid (Bid size)	-
Ask (Ask size)	-
Open	2.97 EUR
High	2.97 EUR
Low	2.97 EUR
Close (prev. day)	2.98 EUR
VWAP	2.86 EUR
Volume (pcs)	0
Trading volume	0.00
Number of trades	2
Last size	0

## Futures and Options


Related Futures	-
Related Options	-

5y



Information about previous performance does not guarantee future performance.  
Source: FactSet

## Recent research

on sector		on market	
Date	Headline	Download	
2024/08/16	 Equity Weekly		
2024/08/13	 Aktienempfehlungen Österreich		
2024/08/12	 Global Equity Ratings		
2024/08/12	 Aktienempfehlungen Global		
2024/08/09	 Equity Weekly		

## Details

2024/08/21 08:43:27

**Price**  
2.97 EUR

**Difference** ▼ -0.34% (-0.01)

## General attributes

ISIN	BE0974386188
Symbol	BTLS
Exchange	Munich
Currency	EUR
Sector	Chemical / Pharmaceutical / Health
Security type	Stock
Market cap (m)	95 EUR
Benchmark	BEL 20 INDEX

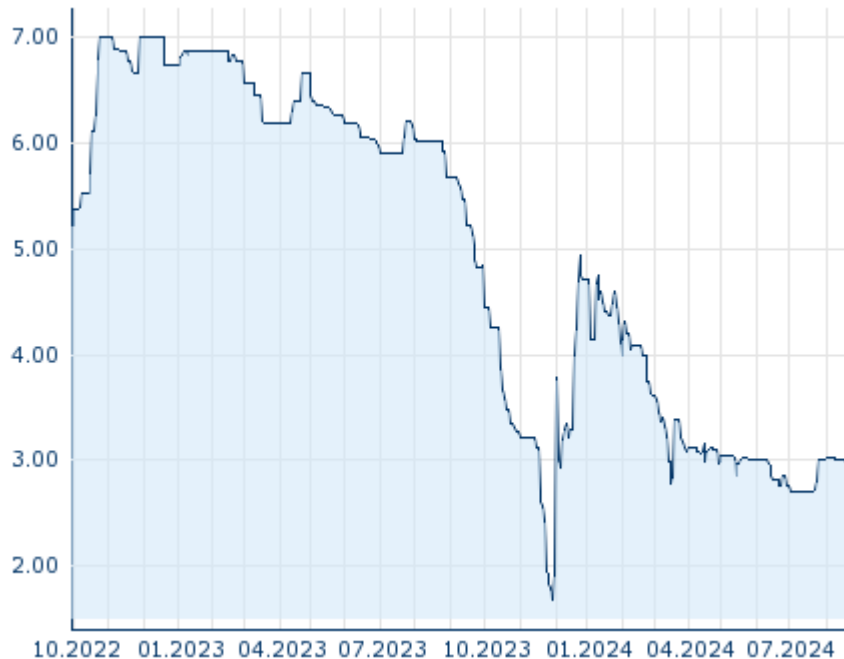
## Market data

Bid (Bid size)	-
Ask (Ask size)	-
Open	2.97 EUR
High	2.97 EUR
Low	2.97 EUR
Close (prev. day)	2.98 EUR
VWAP	2.86 EUR
Volume (pcs)	0
Trading volume	0.00
Number of trades	2
Last size	0

## Performance and Risk

	6m	1y	3y
Perf (%)	-25.75%	-50.66%	-
Perf (abs.)	-1.03	-3.05	-
Beta	0.47	0.41	0.38
Volatility	39.34	89.87	-

5y



Information about previous performance does not guarantee future performance.  
Source: FactSet

## Price data

Ø price 5 days   Ø volume 5 days (pcs.)	2.99 EUR (0)
Ø price 30 days   Ø volume 30 days (pcs.)	2.91 EUR (0)
Ø price 100 days   Ø volume 100 days (pcs.)	2.95 EUR (7)
Ø price 250 days   Ø volume 250 days (pcs.)	3.53 EUR (30)
YTD High   date	4.75 EUR (2024/01/11)
YTD Low   date	2.70 EUR (2024/07/03)
52 Weeks High   date	6.02 EUR (2023/08/22)
52 Weeks Low   date	1.69 EUR (2023/11/29)

## Arbitrage views

Exchange <input type="checkbox"/>	Date	Time	Price	Trading volume (mio.)	Number of trades
Stuttgart	2024/08/21	16:21	2.90 EUR	0.00	7
Munich	2024/08/21	08:43	2.97 EUR	0.00	2
Frankfurt	2024/08/21	08:16	2.85 EUR	0.00	2
Euronext Brussels	2024/08/21	16:54	2.92 EUR	0.06	47
Duesseldorf	2024/08/21	08:12	2.86 EUR	0.00	2

	21						
Berlin	2024/08/ 21	21:50	2.94	EUR	0.00		19

## Company profile

### Company Logo



### Company Profile

-

### Contact Details

BIOTALYS NV

--

----

Telefon: -

Fax: -

E-mail: -