

CHINA MOBILE LTD.

ISIN: **HK0941009539** WKN: -

Overview

2024/07/26 21:05:05

Price
8.576 EURDifference  -2.59% (-0.23)

General attributes

ISIN	HK0941009539
Symbol	941
Exchange	Berlin
Currency	EUR
Sector	Telecommunications
Security type	Stock
Market cap (m)	176,278 EUR
Benchmark	HANG SENG INDEX

Market data

Bid (Bid size)	-
Ask (Ask size)	-
Open	8.605 EUR
High	8.615 EUR
Low	8.575 EUR
Close (prev. day)	8.804 EUR
VWAP	-
Volume (pcs)	0
Trading volume	0.00
Number of trades	7
Last size	0

Futures and Options

Related Futures	-
Related Options	-

5y













Information about previous performance does not guarantee future performance.
Source: FactSet

Recent research

on instrument

on sector

Date	Headline	Download
2022/05/04	 Global Equity Ratings	
2022/05/04	 Aktienempfehlungen Global	
2022/04/27	 Global Equity Ratings	
2022/04/27	 Aktienempfehlungen Global	
2022/04/14	 Global Equity Ratings	

Details

2024/07/26 21:05:05

Price

8.576 EUR

Difference ▼ -2.59% (-0.23)

General attributes

ISIN	HK0941009539
Symbol	941
Exchange	Berlin
Currency	EUR
Sector	Telecommunications
Security type	Stock
Market cap (m)	176,278 EUR
Benchmark	HANG SENG INDEX

Market data

Bid (Bid size)	-
Ask (Ask size)	-
Open	8.605 EUR
High	8.615 EUR
Low	8.575 EUR
Close (prev. day)	8.804 EUR
VWAP	-
Volume (pcs)	0
Trading volume	0.00
Number of trades	7
Last size	0

Performance and Risk

	6m	1y	3y
Perf (%)	+8.69%	+14.50%	-
Perf (abs.)	+0.69	+1.09	-
Beta	0.32	2.16	0.43
Volatility	18.45	17.89	-

5y



Information about previous performance does not guarantee future performance.
Source: FactSet

Price data

Ø price 5 days Ø volume 5 days (pcs.)	8.808 EUR (0)
Ø price 30 days Ø volume 30 days (pcs.)	8.920 EUR (54)
Ø price 100 days Ø volume 100 days (pcs.)	8.486 EUR (91)
Ø price 250 days Ø volume 250 days (pcs.)	7.974 EUR (66)
YTD High date	9.350 EUR (2024/07/03)
YTD Low date	7.415 EUR (2024/01/22)
52 Weeks High date	9.350 EUR (2024/07/03)
52 Weeks Low date	7.100 EUR (2023/12/13)

Arbitrage views

Exchange	Date	Time	Price	Trading volume (mio.)	Number of trades
Stuttgart FXplus	2021/04/30	08:30	5.487 HKD	0.00	2
Stuttgart	2024/07/26	08:08	8.536 EUR	0.00	3
SIX Swiss Exchange	2020/02/10	17:36	8.30 CHF	0.00	1
Munich	2024/07/26	14:25	8.51 EUR	0.00	2
Hong Kong Stock	2024/07/26	10:08	72.75 HKD	-	-

Exchange	26					
Hanover	2024/07/26	09:10	8.58	EUR	0.00	3
Hamburg	2024/07/26	13:55	8.51	EUR	0.00	2
Frankfurt	2024/07/26	16:40	8.656	EUR	0.02	4
Duesseldorf	2024/07/26	19:30	8.492	EUR	0.00	5
Berlin	2024/07/26	21:05	8.576	EUR	0.00	7

Company profile

Company Logo



Contact Details

CHINA MOBILE LTD.

--

60th Floor, The Center, 99 Queen's Road
Central - - Hong Kong

Telefon: +852-3121-8888

Fax: +852-2511-9092

E-mail: -

Company Profile

-

Members of Management Board

Biao He	Chairman of Managing Board
Jie Yang	Member of Executive Committee
Pizheng Li	Member of Executive Committee
Ronghua Li	Member of Executive Committee

Board of directors

Jie Yang	Chairman of Supervisory Board
Qiang Yang	Member of Supervisory Board
Ka Sze Lee	Member of Supervisory Board
Kin Wah Yiu	Member of Supervisory Board
May Yee Leung Ko	Member of Supervisory Board
Pizheng Li	Member of Supervisory Board
Rong Hua Li	Member of Supervisory Board