

## CHINA MOBILE LTD.

ISIN: **HK0941009539** WKN: -

## Overview

2024/05/07 21:05:05

Price

8.318 EUR

Difference  0.67% (0.06)

## General attributes

ISIN	HK0941009539
Symbol	941
Exchange	Berlin
Currency	EUR
Sector	Telecommunications
Security type	Stock
Market cap (m)	169,824 EUR
Benchmark	HANG SENG INDEX

## Market data

Bid (Bid size)	-
Ask (Ask size)	-
Open	8.331 EUR
High	8.34 EUR
Low	8.296 EUR
Close (prev. day)	8.263 EUR
VWAP	-
Volume (pcs)	0
Trading volume	0.00
Number of trades	8
Last size	0

## Futures and Options











Related Futures	-
Related Options	-



Information about previous performance does not guarantee future performance.

Source: FactSet

## Recent research

on instrument		on sector	
Date		Headline	Download
2022/05/04		Global Equity Ratings	
2022/05/04		Aktienempfehlungen Global	
2022/04/27		Global Equity Ratings	
2022/04/27		Aktienempfehlungen Global	
2022/04/14		Global Equity Ratings	

## Details

2024/05/07 21:05:05

### Price

8.318 EUR

 Difference ▲ 0.67% (0.06)

### General attributes

ISIN	HK0941009539
Symbol	941
Exchange	Berlin
Currency	EUR
Sector	Telecommunications
Security type	Stock
Market cap (m)	169,824 EUR
Benchmark	HANG SENG INDEX

### Market data

Bid (Bid size)	-
Ask (Ask size)	-
Open	8.331 EUR
High	8.34 EUR
Low	8.296 EUR
Close (prev. day)	8.263 EUR
VWAP	-
Volume (pcs)	0
Trading volume	0.00
Number of trades	8
Last size	0

### Performance and Risk

	6m	1y	3y
Perf (%)	+12.41%	+6.30%	-
Perf (abs.)	+0.92	+0.49	-
Beta	0.36	0.89	0.41
Volatility	17.28	17.38	-



Information about previous performance does not guarantee future performance.  
Source: FactSet

### Price data

Ø price 5 days   Ø volume 5 days (pcs.)	8.283 EUR (0)
Ø price 30 days   Ø volume 30 days (pcs.)	8.109 EUR (14)
Ø price 100 days   Ø volume 100 days (pcs.)	7.806 EUR (91)
Ø price 250 days   Ø volume 250 days (pcs.)	7.657 EUR (63)
YTD High   date	8.446 EUR (2024/04/26)
YTD Low   date	7.415 EUR (2024/01/22)
52 Weeks High   date	8.446 EUR (2024/04/26)
52 Weeks Low   date	7.100 EUR (2023/12/13)

### Arbitrage views

Exchange <span>📍</span>	Date	Time	Price	Trading volume (mio.)	Number of trades
Stuttgart FXplus	2021/04/30	08:30	5.487 HKD	0.00	2
Stuttgart	2024/05/07	10:33	8.231 EUR	0.00	4
SIX Swiss Exchange	2020/02/10	17:36	8.30 CHF	0.00	1
Munich	2024/05/07	08:06	8.288 EUR	0.00	1
Hong Kong Stock	2024/05/07	07:17	70.50 HKD	-	-

Exchange	08					
Hanover	2024/05/07	08:51	8.285	EUR	0.00	3
Hamburg	2024/05/07	13:24	8.245	EUR	0.00	2
Frankfurt	2024/05/07	13:33	8.246	EUR	0.00	2
Duesseldorf	2024/05/07	19:30	8.215	EUR	0.00	7
Berlin	2024/05/07	21:05	8.318	EUR	0.00	8

## Company profile

### Company Logo



### Contact Details

CHINA MOBILE LTD.

--

60th Floor, The Center, 99 Queen's Road  
Central - - Hong Kong

Telefon: +852-3121-8888

Fax: +852-2511-9092

E-mail: -

### Company Profile

-

#### Members of Management Board

Xin Dong	Chairman of Managing Board
Jie Yang	Member of Executive Committee
Pizheng Li	Member of Executive Committee
Ronghua Li	Member of Executive Committee

#### Board of directors

Jie Yang	Chairman of Supervisory Board
Qiang Yang	Member of Supervisory Board
Ka Sze Lee	Member of Supervisory Board
Kin Wah Yiu	Member of Supervisory Board
May Yee Leung Ko	Member of Supervisory Board
Pizheng Li	Member of Supervisory Board
Rong Hua Li	Member of Supervisory Board