

DOVRE GROUP PLC

ISIN: **FI0009008098** WKN: **DOV1V**

Overview

2024/05/29 08:13:04

Price
0.366 EURDifference  0.00% (0.00)

General attributes

ISIN	FI0009008098
Symbol	DOV1V
Exchange	Munich
Currency	EUR
Sector	Software
Security type	Stock
Market cap (m)	40 EUR
Benchmark	OMX HELSINKI 25

Market data

Bid (Bid size)	0.356 EUR (2,000)
Ask (Ask size)	0.386 EUR (2,000)
Open	0.366 EUR
High	0.366 EUR
Low	0.366 EUR
Close (prev. day)	0.366 EUR
VWAP	0.417 EUR
Volume (pcs)	0
Trading volume	0.00
Number of trades	1
Last size	0

Futures and Options




Related Futures	-
Related Options	-

5y



Information about previous performance does not guarantee future performance.
Source: FactSet

Recent research

on sector		on market	
Date		Headline	Download
2024/05/29		Global Equity Ratings	
2024/05/29		Aktienempfehlungen Global	
2024/05/29		Aktienempfehlungen Österreich	
2024/05/17		Equity Weekly	
2024/05/13		Aktienempfehlungen Österreich	

Details

2024/05/29 08:13:04

Price

0.366 EUR

Difference ↔ 0.00% (0.00)

General attributes

ISIN	F10009008098
Symbol	DOV1V
Exchange	Munich
Currency	EUR
Sector	Software
Security type	Stock
Market cap (m)	40 EUR
Benchmark	OMX HELSINKI 25

Market data

Bid (Bid size)	0.356 EUR (2,000)
Ask (Ask size)	0.386 EUR (2,000)
Open	0.366 EUR
High	0.366 EUR
Low	0.366 EUR
Close (prev. day)	0.366 EUR
VWAP	0.417 EUR
Volume (pcs)	0
Trading volume	0.00
Number of trades	1
Last size	0

Performance and Risk

	6m	1y	3y
Perf (%)	-5.91%	-37.11%	-
Perf (abs.)	-0.02	-0.22	-
Beta	0.42	0.43	0.62
Volatility	33.28	27.15	-

5y



Information about previous performance does not guarantee future performance.
Source: FactSet

Price data

Ø price 5 days Ø volume 5 days (pcs.)	0.352 EUR (0)
Ø price 30 days Ø volume 30 days (pcs.)	0.338 EUR (0)
Ø price 100 days Ø volume 100 days (pcs.)	0.396 EUR (3)
Ø price 250 days Ø volume 250 days (pcs.)	0.437 EUR (1)
YTD High date	0.448 EUR (2024/01/29)
YTD Low date	0.312 EUR (2024/04/23)
52 Weeks High date	0.582 EUR (2023/05/29)
52 Weeks Low date	0.312 EUR (2024/04/23)

Arbitrage views

Exchange ⊕	Date	Time	Price	Trading volume (mio.)	Number of trades
Stuttgart	2024/05/29	15:27	0.36 EUR	0.00	3
Nasdaq Helsinki	2024/05/29	17:06	0.374 EUR	0.01	24
Munich	2024/05/29	08:13	0.366 EUR	0.00	1
London Stock Exchange	2019/03/29	17:25	0.232 EUR	0.00	2
Frankfurt	2024/05/29	08:07	0.344 EUR	0.00	1

Company profile

Company Logo

Contact Details

DOVRE GROUP OYJ

--

Maapallonkuja 1 A - 02210 Espoo

Telefon: +358 20 436 2000

Fax: +358 20 436 2500

E-mail: -

Company Profile

-