

SOLVAC SA

ISIN: **BE0003545531**WKN: **354553**

Overview

2023/04/06 09:15:02

Price

106.00 EUR

Difference  0.00% (0.00)

General attributes

ISIN	BE0003545531
Symbol	SOLV
Exchange	Frankfurt
Currency	EUR
Sector	Financial
Security type	Stock
Market cap (m)	2,223 EUR
Benchmark	BEL 20 INDEX

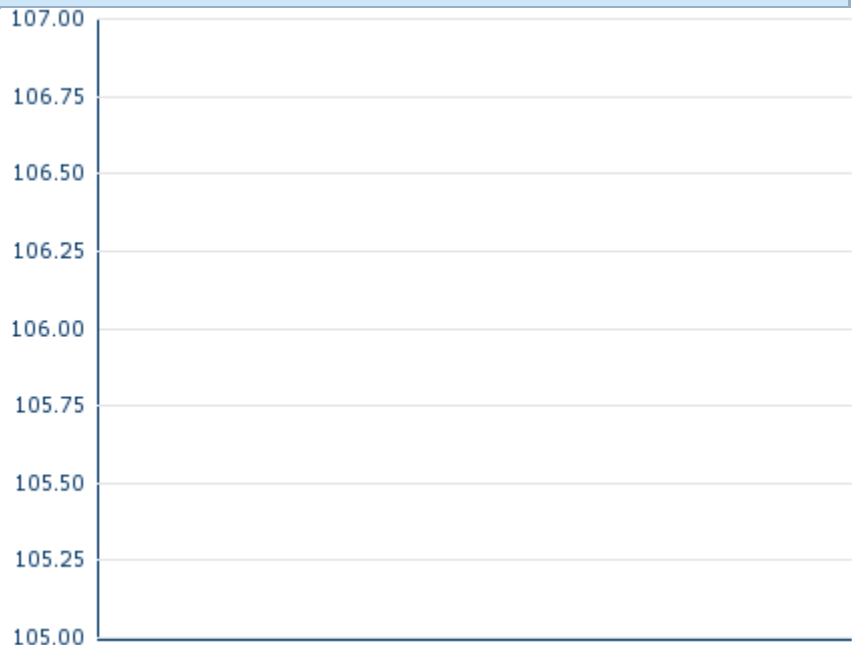
Market data

Bid (Bid size)	-
Ask (Ask size)	-
Open	106.00 EUR
High	106.00 EUR
Low	106.00 EUR
Close (prev. day)	106.00 EUR
VWAP	-
Volume (pcs)	0
Trading volume	0.00
Number of trades	1
Last size	0

Futures and Options



Related Futures	-
Related Options	-

5y



Information about previous performance does not guarantee future performance.
Source: FactSet

Recent research

on sector		on market	
Date		Headline	Download
2024/04/26		Global Equity Ratings	
2024/04/26		Aktienempfehlungen Global	
2024/04/19		Equity Weekly	
2024/04/15		Aktienempfehlungen Österreich	
2024/04/03		Global Equity Ratings	

Details

2023/04/06 09:15:02

Price

106.00 EUR

Difference ↔ 0.00% (0.00)

General attributes

ISIN	BE0003545531
Symbol	SOLV
Exchange	Frankfurt
Currency	EUR
Sector	Financial
Security type	Stock
Market cap (m)	2,223 EUR
Benchmark	BEL 20 INDEX

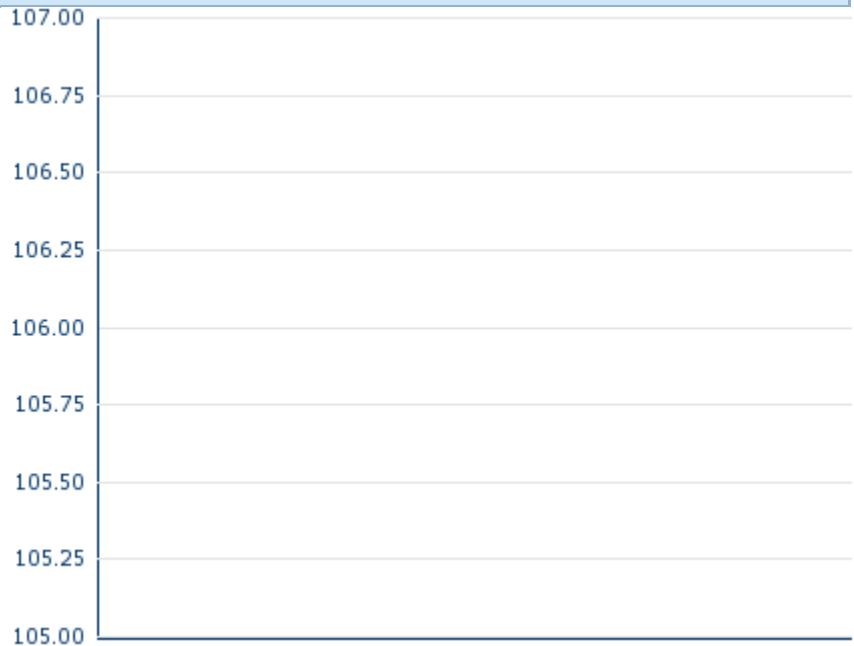
Market data

Bid (Bid size)	-
Ask (Ask size)	-
Open	106.00 EUR
High	106.00 EUR
Low	106.00 EUR
Close (prev. day)	106.00 EUR
VWAP	-
Volume (pcs)	0
Trading volume	0.00
Number of trades	1
Last size	0

Performance and Risk

	6m	1y	3y
Perf (%)	-	-	-
Perf (abs.)	-	-	-
Beta	0.47	0.58	0.62
Volatility	-	-	-

5y



Information about previous performance does not guarantee future performance.
Source: FactSet

Price data

Ø price 5 days Ø volume 5 days (pcs.)	- EUR (0)
Ø price 30 days Ø volume 30 days (pcs.)	- EUR (0)
Ø price 100 days Ø volume 100 days (pcs.)	- EUR (0)
Ø price 250 days Ø volume 250 days (pcs.)	- EUR (0)
YTD High date	106.00 EUR (2023/04/06)
YTD Low date	106.00 EUR (2023/04/06)
52 Weeks High date	106.00 EUR (2023/04/06)
52 Weeks Low date	106.00 EUR (2023/04/06)

Arbitrage views

Exchange ↕	Date	Time	Price	Trading volume (mio.)	Number of trades
London Stock Exchange	2018/05/22	17:36	134.00 EUR	0.00	1
Frankfurt	2023/04/06	09:15	106.00 EUR	0.00	1
Euronext Brussels	2024/04/29	09:00	103.00 EUR	0.03	4

Company profile

Company Logo



Company Profile

-

Contact Details

SOLVAC SA

--

Telefon: -

Fax: -

E-mail: -