

LINDEX GROUP OYJ

ISIN: FI0009000251 WKN: -

Overview

2024/04/26 08:11:40

Price
3.22 EURDifference  -1.38% (-0.05)

General attributes

ISIN	FI0009000251
Symbol	LINDEX
Exchange	Munich
Currency	EUR
Sector	Commerce
Security type	Stock
Market cap (m)	498 EUR
Benchmark	OMX HELSINKI 25

Market data

Bid (Bid size)	2.925 EUR (377)
Ask (Ask size)	3.01 EUR (367)
Open	3.22 EUR
High	3.22 EUR
Low	3.22 EUR
Close (prev. day)	3.265 EUR
VWAP	2.85 EUR
Volume (pcs)	0
Trading volume	0.00
Number of trades	1
Last size	0

Futures and Options











Related Futures	-
Related Options	-

5y



Information about previous performance does not guarantee future performance.
Source: FactSet

Recent research

on sector		on market	
Date		Headline	Download
2024/04/26		Global Equity Ratings	
2024/04/26		Aktienempfehlungen Global	
2024/04/03		Global Equity Ratings	
2024/04/03		Aktienempfehlungen Global	
2024/03/13		Global Equity Ratings	

Details

2024/04/26 08:11:40

Price

3.22 EUR

Difference ▼ -1.38% (-0.05)

General attributes

ISIN	FI0009000251
Symbol	LINDEX
Exchange	Munich
Currency	EUR
Sector	Commerce
Security type	Stock
Market cap (m)	498 EUR
Benchmark	OMX HELSINKI 25

Market data

Bid (Bid size)	2.925 EUR (377)
Ask (Ask size)	3.01 EUR (367)
Open	3.22 EUR
High	3.22 EUR
Low	3.22 EUR
Close (prev. day)	3.265 EUR
VWAP	2.85 EUR
Volume (pcs)	0
Trading volume	0.00
Number of trades	1
Last size	0

Performance and Risk

	6m	1y	3y
Perf (%)	+46.09%	+56.22%	-
Perf (abs.)	+1.03	+1.18	-
Beta	0.57	0.59	0.93
Volatility	17.27	19.81	-

5y



Information about previous performance does not guarantee future performance.
Source: FactSet

Price data

Ø price 5 days Ø volume 5 days (pcs.)	3.27 EUR (0)
Ø price 30 days Ø volume 30 days (pcs.)	3.14 EUR (0)
Ø price 100 days Ø volume 100 days (pcs.)	2.93 EUR (5)
Ø price 250 days Ø volume 250 days (pcs.)	2.48 EUR (16)
YTD High date	3.28 EUR (2024/04/12)
YTD Low date	2.80 EUR (2024/02/14)
52 Weeks High date	3.28 EUR (2024/04/12)
52 Weeks Low date	1.98 EUR (2023/06/01)

Arbitrage views

Exchange	Date	Time	Price	Trading volume (mio.)	Number of trades
Stuttgart	2024/04/26	11:10	2.94 EUR	0.00	3
Nasdaq Helsinki	2024/04/26	17:29	2.96 EUR	1.28	979
Munich	2024/04/26	08:11	3.22 EUR	0.00	1
London Stock Exchange	2019/03/29	17:25	2.1225 EUR	0.00	2
Frankfurt	2024/04/26	08:08	3.13 EUR	0.00	1

	26					
Duesseldorf	2024/04/ 26	08:12	3.125 EUR	0.00		1
Berlin	2024/04/ 26	17:00	2.97 EUR	0.00		12

Company profile

Company Logo

LINDEXGROUP

Company Profile

-

Contact Details

LINDEX GROUP

--

Aleksanterinkatu 52 B 00101 Helsinki

Telefon: +358 9 1211

Fax: -

E-mail: -