

## STOCKMANN OYJ ABP

ISIN: **FI0009000251** WKN: -

## Overview

2023/03/23 08:06:11

**Price**  
1.83 EUR**Difference**  0.00% (0.00)

## General attributes

ISIN	FI0009000251
Symbol	STOCKA
Exchange	Munich
Currency	EUR
Sector	Commerce
Security type	Stock
Market cap (m)	298 EUR
Benchmark	OMX HELSINKI 25

## Market data

Bid (Bid size)	-
Ask (Ask size)	-
Open	1.83 EUR
High	1.83 EUR
Low	1.83 EUR
Close (prev. day)	1.83 EUR
VWAP	1.918 EUR
Volume (pcs)	0
Trading volume	0.00
Number of trades	1
Last size	0

## Futures and Options











Related Futures	-
Related Options	-

5y



Information about previous performance does not guarantee future performance.  
Source: FactSet

## Recent research

on sector		on market	
Date		Headline	Download
2023/03/16		Global Equity Ratings	
2023/03/16		Aktienempfehlungen Global	
2023/03/10		Global Equity Ratings	
2023/03/10		Aktienempfehlungen Global	
2023/02/27		Global Equity Ratings	

## Details

2023/03/23 08:06:11

Price  
1.83 EURDifference ➔ 0.00% (0.00)

## General attributes

ISIN	F10009000251
Symbol	STOCKA
Exchange	Munich
Currency	EUR
Sector	Commerce
Security type	Stock
Market cap (m)	298 EUR
Benchmark	OMX HELSINKI 25

## Market data

Bid (Bid size)	-
Ask (Ask size)	-
Open	1.83 EUR
High	1.83 EUR
Low	1.83 EUR
Close (prev. day)	1.83 EUR
VWAP	1.918 EUR
Volume (pcs)	0
Trading volume	0.00
Number of trades	1
Last size	0

## Performance and Risk

	6m	1y	3y
Perf (%)	-	-	-
Perf (abs.)	-	-	-
Beta	0.95	0.80	0.84
Volatility	30.90	30.90	30.90

5y



Information about previous performance does not guarantee future performance.  
Source: FactSet

## Price data

Ø price 5 days   Ø volume 5 days (pcs.)	1.80 EUR (0)
Ø price 30 days   Ø volume 30 days (pcs.)	1.97 EUR (83)
Ø price 100 days   Ø volume 100 days (pcs.)	2.00 EUR (25)
Ø price 250 days   Ø volume 250 days (pcs.)	- EUR (20)
YTD High   date	2.14 EUR (2023/02/08)
YTD Low   date	1.74 EUR (2023/03/20)
52 Weeks High   date	2.34 EUR (2022/10/26)
52 Weeks Low   date	1.74 EUR (2023/03/20)

## Arbitrage views

Exchange <span>⊕</span>	Date	Time	Price	Trading volume (mio.)	Number of trades
Stuttgart	2023/03/23	14:16	1.786 EUR	0.00	4
Nasdaq Helsinki	2023/03/23	17:29	1.91 EUR	0.42	365
Munich	2023/03/23	08:06	1.83 EUR	0.00	1
London Stock Exchange	2019/03/29	17:25	2.1225 EUR	0.00	2
Frankfurt	2023/03/23	08:01	1.818 EUR	0.00	1

	23					
Berlin	2023/03/23	21:43	1.886 EUR	0.00		16

## Company profile

### Company Logo



### Company Profile

-

### Contact Details

STOCKMANN

--

Aleksanterinkatu52b - 00101 Helsinki

Telefon: +358 9 1211

Fax: +358 9 121 3101

E-mail: -