

SINTANA ENERGY INC.

ISIN: CA82938H1073 WKN: -

Overview

2024/07/26 21:58:24

Price
0.8215 USDDifference  2.89% (0.02)

General attributes

ISIN	CA82938H1073
Symbol	SEI
Exchange	FINRA other OTC Issues
Currency	USD
Sector	Energy / Commodities
Security type	Stock
Market cap (m)	278 EUR
Benchmark	S&P/TSX 60 INDEX

Market data

Bid (Bid size)	-
Ask (Ask size)	-
Open	0.8268 USD
High	0.8268 USD
Low	0.8148 USD
Close (prev. day)	0.7984 USD
VWAP	0.820078 USD
Volume (pcs)	58,217
Trading volume	47,761.71
Number of trades	31
Last size	1,000

Futures and Options








Related Futures	-
Related Options	-

5y



Information about previous performance does not guarantee future performance.
Source: FactSet

Recent research

on sector	Date	Headline	Download
	2024/07/26	 Equity Weekly	
	2024/07/24	 Global Equity Ratings	
	2024/07/24	 Aktienempfehlungen Global	
	2024/07/15	 Aktienempfehlungen Global	
	2024/07/12	 Equity Weekly	

Details

2024/07/26 21:58:24

Price

0.8215 USD

Difference ▲ 2.89% (0.02)

General attributes

ISIN	CA82938H1073
Symbol	SEI
Exchange	FINRA other OTC Issues
Currency	USD
Sector	Energy / Commodities
Security type	Stock
Market cap (m)	278 EUR
Benchmark	S&P/TSX 60 INDEX

Market data

Bid (Bid size)	-
Ask (Ask size)	-
Open	0.8268 USD
High	0.8268 USD
Low	0.8148 USD
Close (prev. day)	0.7984 USD
VWAP	0.820078 USD
Volume (pcs)	58,217
Trading volume	47,761.71
Number of trades	31
Last size	1,000

Performance and Risk

	6m	1y	3y
Perf (%)	+114.10%	+257.02%	+396.07%
Perf (abs.)	+0.44	+0.59	+0.66
Beta	0.64	0.30	0.84
Volatility	98.42	93.49	126.34

5y



Information about previous performance does not guarantee future performance.
Source: FactSet

Price data

Ø price 5 days Ø volume 5 days (pcs.)	0.8338 USD (171,066)
Ø price 30 days Ø volume 30 days (pcs.)	0.9222 USD (165,557)
Ø price 100 days Ø volume 100 days (pcs.)	0.7140 USD (339,786)
Ø price 250 days Ø volume 250 days (pcs.)	0.4352 USD (233,825)
YTD High date	1.1200 USD (2024/06/13)
YTD Low date	0.2342 USD (2024/01/02)
52 Weeks High date	1.1200 USD (2024/06/13)
52 Weeks Low date	0.1661 USD (2023/12/13)

All listings for SINTANA ENERGY INC.

Exchange ⊕	Date	Time	Price	Trading volume (mio.)	Number of trades
Tradegate	2024/07/26	22:26	0.755 EUR	0.01	5
TSX Venture Exchange	2024/07/26	21:59	1.12 CAD	0.29	168
FINRA other OTC Issues	2024/07/26	21:58	0.8215 USD	0.05	31
Berlin	2024/07/26	20:48	0.755 EUR	0.00	20

Company profile

Company Logo



Company Profile

-

Contact Details

SINTANA ENERGY INC.

--

Suite 400, 17th Avenue S.W. 1324 T2T 5S8
Calgary

Telefon: +1 (403) 450-7896

Fax: +1 (403) 444-7855

E-mail: info@zodiacexploration.ca