


# GBP/SEK FUTURES (WITH HUF SETTLEMENT) (GBP-SEK) - BUD/20240918

2024/08/21 03:48:39

**Price**  
13.5207 SEK

**Difference**  0.33% (0.04)

**General attributes**

**Symbol** GBP-SEK0924

**Exchange** Budapest Stock Exchange

**Currency** SEK

**Security type** Future

**Underlying** BRITISH POUND / SWEDISH KRONA (GBP/SEK)

**Maturity** 09-2024

**Contract size** 1,000

**Market data**

**Bid (Bid size)** - SEK (-)

**Ask (Ask size)** - SEK (-)

**Open** 13.5207 SEK

**High** -

**Low** -

**Close (prev. day)** 13.4762 SEK

**Underlying** BRITISH POUND / SWEDISH KRONA (GBP/SEK)

**Underlying price (date)** 13.3288 (24/08/21)

**Settlement price (date)** - (-)

**Open Interest** 0


**Performance and Risk**

	6m	1y	3y
Perf (%)	-	-	-
Perf (abs.)	-	-	-
Beta	-	-	-
Volatility	-	-	-

**Futures and Options**

**Related Futures** -

**Related Options** -



Information about previous performance does not guarantee future performance.  
Source: FactSet

**Price data**

Ø price 5 days | Ø volume 5 days (pcs.) - SEK (-)

Ø price 30 days | Ø volume 30 days (pcs.) - SEK (-)

Ø price 100 days | Ø volume 100 days (pcs.) - SEK (-)

Ø price 250 days | Ø volume 250 days (pcs.) - SEK (-)

YTD High | date - SEK (-)








YTD Low | date - SEK (-)

52 Weeks High | date - SEK (-)

52 Weeks Low | date - SEK (-)

**Recent Research**

on market

Date	Headline	Download
2024/08/20	 CEE Special Report   Social Development Goals in the region	
2024/08/19	 Poland's monthly data as tipping point for upward growth revisions	
2024/08/12	 Marktkommentar	
2024/08/12	 US-Arbeitsmarkt und Bank of Japan verunsichern die Märkte	
2024/08/12	 GDP growth data in spotlight	