

USD/SEK FUTURE (FCUS) - EUX/202409

2024/05/17 15:58:12

Price
10.6844 SEKDifference  0.41% (0.04)

General attributes

Symbol	FCUSU24
Exchange	Eurex
Currency	SEK
Security type	Future
Underlying	US DOLLAR / SWEDISH KRONA (USD/SEK)
Maturity	09-2024
Contract size	1

Market data

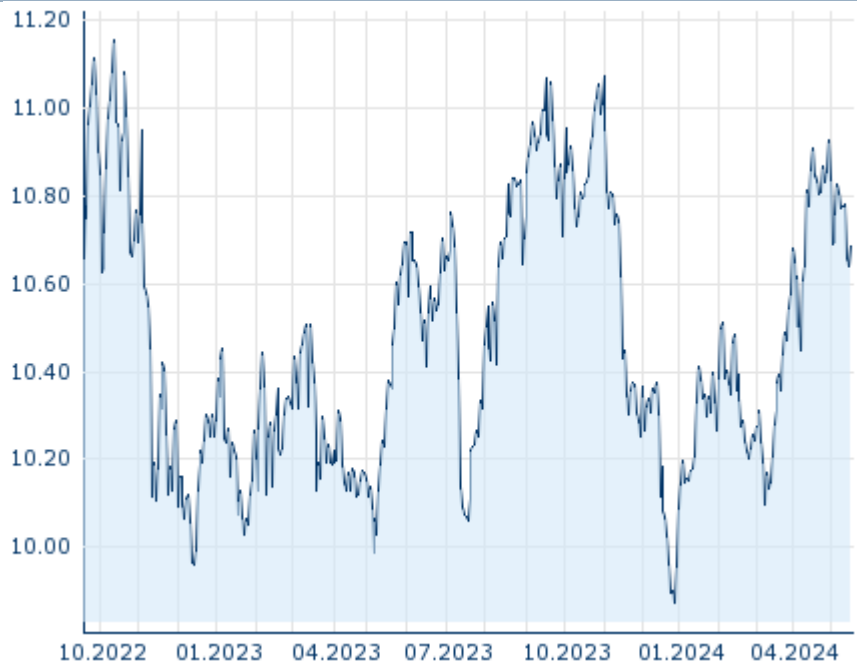
Bid (Bid size)	- SEK (-)
Ask (Ask size)	- SEK (-)
Open	10.6844 SEK
High	10.6844 SEK
Low	10.6844 SEK
Close (prev. day)	10.6405 SEK
Underlying	US DOLLAR / SWEDISH KRONA (USD/SEK)
Underlying price (date)	10.7135 (24/05/17)
Settlement price (date)	10.68 (24/05/17)
Open Interest	0

Performance and Risk

	6m	1y	3y
Perf (%)	+2.28%	+3.59%	-
Perf (abs.)	+0.24	+0.37	-
Beta	-	-	-
Volatility	10.16	10.85	-

Futures and Options

Related Futures	-
Related Options	-













Information about previous performance does not guarantee future performance.
Source: FactSet

Price data

Ø price 5 days Ø volume 5 days (pcs.)	10.7079 SEK (0)
Ø price 30 days Ø volume 30 days (pcs.)	10.7576 SEK (0)
Ø price 100 days Ø volume 100 days (pcs.)	10.4349 SEK (0)
Ø price 250 days Ø volume 250 days (pcs.)	10.5440 SEK (0)
YTD High date	10.9260 SEK (2024/04/30)
YTD Low date	10.0889 SEK (2024/01/02)
52 Weeks High date	11.0712 SEK (2023/11/01)
52 Weeks Low date	9.8739 SEK (2023/12/28)

Recent Research

on market		
Date	Headline	Download
2024/05/13	 Will Romanian central bank begin monetary easing?	
2024/05/10	 EU News Monthly May 2024	
2024/05/08	 Marktkommentar	
2024/05/06	 Anzeichen für eine wirtschaftliche Wende?	
2024/05/06	 Mixed data on retail sales and industrial output	

5y