

BANK OF AMERICA CORP. FUTURE (BACF) - EUX/202310

2023/03/24 18:33:30

Price
27.3243 USD

Difference  **-2.16% (-0.60)**

General attributes

Symbol	BACFV23
Exchange	Eurex
Currency	USD
Security type	Future
Underlying	BANK OF AMERICA CORP.
Maturity	10-2023
Contract size	100

Market data

Bid (Bid size)	- USD (-)
Ask (Ask size)	- USD (-)
Open	27.3243 USD
High	27.3243 USD
Low	27.3243 USD
Close (prev. day)	27.9276 USD
Underlying	BANK OF AMERICA CORP.
Underlying price (date)	27.14 (23/03/24)
Settlement price (date)	27.32 (23/03/24)
Open Interest	0

Performance and Risk

	6m	1y	3y
Perf (%)	-14.64%	-	-
Perf (abs.)	-4.69	-	-
Beta	-	-	-
Volatility	28.65	29.21	29.21

Futures and Options

Related Futures	-
Related Options	-

5y












Information about previous performance does not guarantee future performance.
Source: FactSet

Price data

Ø price 5 days Ø volume 5 days (pcs.)	28.2216 USD (0)
Ø price 30 days Ø volume 30 days (pcs.)	32.6972 USD (0)
Ø price 100 days Ø volume 100 days (pcs.)	34.8250 USD (0)
Ø price 250 days Ø volume 250 days (pcs.)	- USD (0)
YTD High date	37.4527 USD (2023/02/07)
YTD Low date	27.3243 USD (2023/03/24)
52 Weeks High date	39.1624 USD (2022/11/11)
52 Weeks Low date	27.3243 USD (2023/03/24)

Recent Research

on underlying	on sector	on market	
Date		Headline	Download
2023/03/16		Global Equity Ratings	
2023/03/16		Aktienempfehlungen Global	
2023/03/10		Global Equity Ratings	
2023/03/10		Aktienempfehlungen Global	
2023/02/27		Global Equity Ratings	