

# AMADEUS IT GROUP S.A. FUTURE (AI3P) - EUX/202310

2023/06/05 18:46:41

Price  
**68.50** EUR

Difference  -0.44% (-0.30)

### General attributes

Symbol	AI3PV23
Exchange	Eurex
Currency	EUR
Security type	Future
Underlying	AMADEUS IT GROUP SA
Maturity	10-2023
Contract size	100

### Market data

Bid (Bid size)	- EUR (-)
Ask (Ask size)	- EUR (-)
Open	68.50 EUR
High	68.50 EUR
Low	68.50 EUR
Close (prev. day)	68.8043 EUR
Underlying	AMADEUS IT GROUP SA
Underlying price (date)	68.16 (23/06/05)
Settlement price (date)	68.50 (23/06/05)
Open Interest	0

### Performance and Risk

	6m	1y	3y
Perf (%)	+31.23%	-	-
Perf (abs.)	+16.30	-	-
Beta	-	-	-
Volatility	25.60	26.57	26.57

### Futures and Options

Related Futures	-
Related Options	-

5y












Information about previous performance does not guarantee future performance.  
Source: FactSet

### Price data

Ø price 5 days   Ø volume 5 days (pcs.)	68.26 EUR (0)
Ø price 30 days   Ø volume 30 days (pcs.)	65.99 EUR (0)
Ø price 100 days   Ø volume 100 days (pcs.)	61.73 EUR (0)
Ø price 250 days   Ø volume 250 days (pcs.)	- EUR (0)
YTD High   date	68.80 EUR (2023/06/02)
YTD Low   date	49.83 EUR (2023/01/03)
52 Weeks High   date	68.80 EUR (2023/06/02)
52 Weeks Low   date	46.54 EUR (2022/09/29)

### Recent Research

on underlying	on sector	on market	
Date		Headline	Download
2023/06/01		Aktienempfehlungen Global	
2023/06/01		Global Equity Ratings	
2023/05/24		Global Equity Ratings	
2023/05/24		Aktienempfehlungen Global	
2023/05/03		Global Equity Ratings	