

AMADEUS IT GROUP S.A. FUTURE (AI3P) - EUX/202310

2023/03/24 18:32:41

Price
58.5188 EUR

Difference  -1.25% (-0.74)

General attributes

Symbol	AI3PV23
Exchange	Eurex
Currency	EUR
Security type	Future
Underlying	AMADEUS IT GROUP SA
Maturity	10-2023
Contract size	100

Market data

Bid (Bid size)	- EUR (-)
Ask (Ask size)	- EUR (-)
Open	58.5188 EUR
High	58.5188 EUR
Low	58.5188 EUR
Close (prev. day)	59.2616 EUR
Underlying	AMADEUS IT GROUP SA
Underlying price (date)	58.00 (23/03/24)
Settlement price (date)	58.52 (23/03/24)
Open Interest	0

Performance and Risk

	6m	1y	3y
Perf (%)	+24.03%	-	-
Perf (abs.)	+11.34	-	-
Beta	-	-	-
Volatility	28.69	29.70	29.70

Futures and Options

Related Futures	-
Related Options	-












Information about previous performance does not guarantee future performance.
Source: FactSet

Price data

Ø price 5 days Ø volume 5 days (pcs.)	59.1056 EUR (0)
Ø price 30 days Ø volume 30 days (pcs.)	59.5244 EUR (0)
Ø price 100 days Ø volume 100 days (pcs.)	55.7956 EUR (0)
Ø price 250 days Ø volume 250 days (pcs.)	- EUR (0)
YTD High date	62.7881 EUR (2023/03/08)
YTD Low date	49.8318 EUR (2023/01/03)
52 Weeks High date	62.7881 EUR (2023/03/08)
52 Weeks Low date	46.5433 EUR (2022/09/29)

Recent Research

on underlying	on sector	on market	
Date		Headline	Download
2023/03/16		Global Equity Ratings	
2023/03/16		Aktienempfehlungen Global	
2023/03/10		Global Equity Ratings	
2023/03/10		Aktienempfehlungen Global	
2023/02/27		Global Equity Ratings	