

ROBEX RESOURCES INC.

ISIN: CA76125Y6001 WKN: -

Overview

2024/07/26 19:20:36

Price
2.76 CADDifference  -0.72% (-0.02)

General attributes

ISIN	CA76125Y6001
Symbol	RBX
Exchange	TSX Venture Exchange
Currency	CAD
Sector	Energy / Commodities
Security type	Stock
Market cap (m)	233 EUR
Benchmark	S&P/TSX 60 INDEX

Market data

Bid (Bid size)	2.62 CAD (2,000)
Ask (Ask size)	2.74 CAD (900)
Open	2.61 CAD
High	2.76 CAD
Low	2.61 CAD
Close (prev. day)	2.78 CAD
VWAP	2.707368 CAD
Volume (pcs)	1,900
Trading volume	5,144.00
Number of trades	6
Last size	100

Futures and Options











Related Futures	-
Related Options	-

5y



Information about previous performance does not guarantee future performance.
Source: FactSet

Recent research

on sector			
Date		Headline	Download
2024/07/26		Equity Weekly	
2024/07/24		Global Equity Ratings	
2024/07/24		Aktienempfehlungen Global	
2024/07/15		Aktienempfehlungen Global	
2024/07/12		Equity Weekly	

Details

2024/07/26 19:20:36

Price

2.76 CAD

Difference 📉 -0.72% (-0.02)

General attributes

ISIN	CA76125Y6001
Symbol	RBX
Exchange	TSX Venture Exchange
Currency	CAD
Sector	Energy / Commodities
Security type	Stock
Market cap (m)	233 EUR
Benchmark	S&P/TSX 60 INDEX

Market data

Bid (Bid size)	2.62 CAD (2,000)
Ask (Ask size)	2.74 CAD (900)
Open	2.61 CAD
High	2.76 CAD
Low	2.61 CAD
Close (prev. day)	2.78 CAD
VWAP	2.707368 CAD
Volume (pcs)	1,900
Trading volume	5,144.00
Number of trades	6
Last size	100

Performance and Risk

	6m	1y	3y
Perf (%)	+0.36%	-18.82%	-26.40%
Perf (abs.)	+0.01	-0.64	-0.99
Beta	0.60	0.09	0.38
Volatility	131.28	104.58	80.04

5y



Information about previous performance does not guarantee future performance.
Source: FactSet

Price data

Ø price 5 days Ø volume 5 days (pcs.)	2.76 CAD (6,715)
Ø price 30 days Ø volume 30 days (pcs.)	2.69 CAD (34,061)
Ø price 100 days Ø volume 100 days (pcs.)	2.50 CAD (18,747)
Ø price 250 days Ø volume 250 days (pcs.)	2.63 CAD (10,059)
YTD High date	3.00 CAD (2024/01/02)
YTD Low date	1.15 CAD (2024/03/19)
52 Weeks High date	3.30 CAD (2023/07/27)
52 Weeks Low date	1.15 CAD (2024/03/19)

All listings for ROBEX RESOURCES INC.

Exchange	Date	Time	Price	Trading volume (mio.)	Number of trades
Tradegate	2024/07/26	22:02	1.80 EUR	0.00	1
TSX Venture Exchange	2024/07/26	19:20	2.76 CAD	0.01	6
Stuttgart	2024/07/26	14:44	1.72 EUR	0.00	5
Frankfurt	2024/07/26	08:20	1.78 EUR	0.00	2
FINRA other OTC	2024/07/26	19:15	1.925 USD	0.01	1

Issues	26					
Berlin	2024/07/26	08:08	1.66 EUR	0.00		3

Company profile

Company Logo



Company Profile

-

Contact Details

ROBEX RESOURCES

--

Telefon: -

Fax: -

E-mail: -