

## TOPAZ ENERGY CORP.

ISIN: CA89055A2039 WKN: -

## Overview

2024/09/13 08:03:36

Price  
16.90 EURDifference  0.00% (0.00)

## General attributes

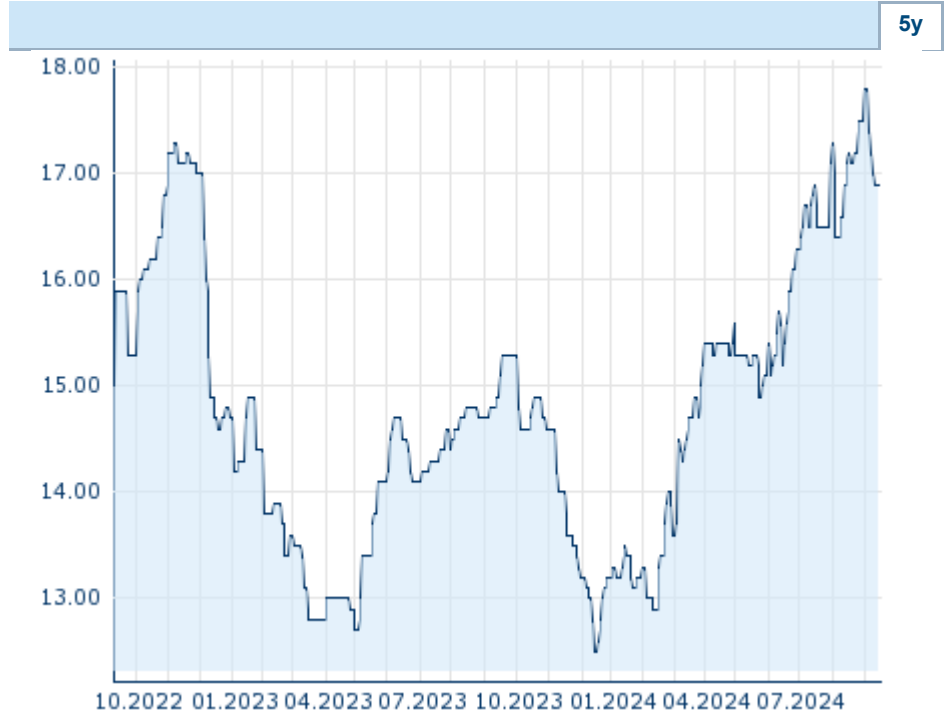
ISIN CA89055A2039  
 Symbol TPZ  
 Exchange Munich  
 Currency EUR  
 Sector Energy / Commodities  
 Security type Stock  
 Market cap (m) 2,427 EUR  
 Benchmark S&P/TSX 60 INDEX

## Market data

Bid (Bid size) -  
 Ask (Ask size) -  
 Open 16.90 EUR  
 High 16.90 EUR  
 Low 16.90 EUR  
 Close (prev. day) 16.90 EUR  
 VWAP 17.30 EUR  
 Volume (pcs) 0  
 Trading volume 0.00  
 Number of trades 1  
 Last size 0


## Futures and Options

Related Futures -  
 Related Options -



Information about previous performance does not guarantee future performance.  
 Source: FactSet

## Recent research

on sector			
Date		Headline	Download
2024/09/11		Global Equity Ratings	
2024/09/11		Aktienempfehlungen Global	
2024/09/09		Aktienempfehlungen Österreich	
2024/09/06		Equity Weekly	
2024/09/05		Global Equity Ratings	

## Details

2024/09/13 08:03:36

## Price

16.90 EUR

Difference ↔ 0.00% (0.00)

## General attributes

ISIN	CA89055A2039
Symbol	TPZ
Exchange	Munich
Currency	EUR
Sector	Energy / Commodities
Security type	Stock
Market cap (m)	2,427 EUR
Benchmark	S&P/TSX 60 INDEX

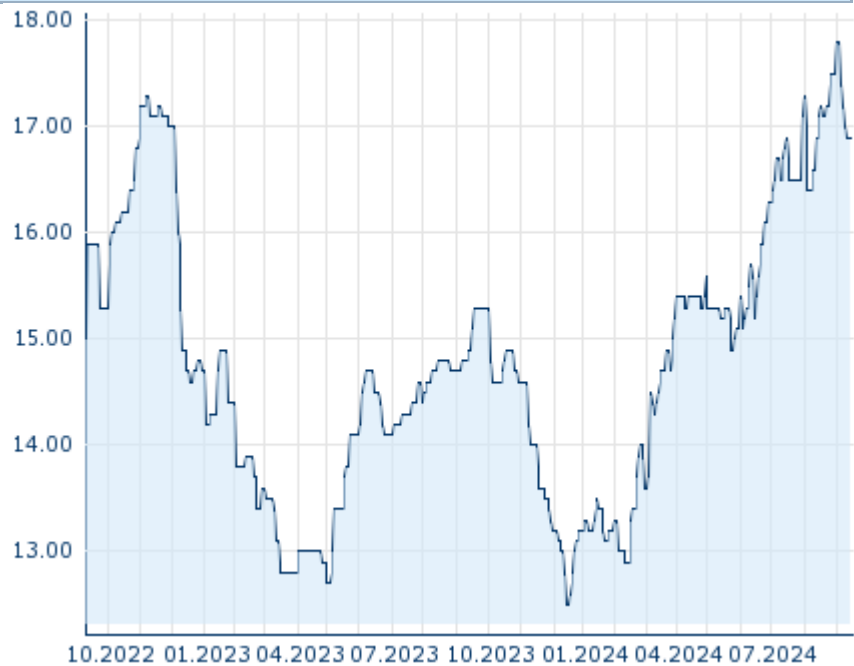
## Market data

Bid (Bid size)	-
Ask (Ask size)	-
Open	16.90 EUR
High	16.90 EUR
Low	16.90 EUR
Close (prev. day)	16.90 EUR
VWAP	17.30 EUR
Volume (pcs)	0
Trading volume	0.00
Number of trades	1
Last size	0

## Performance and Risk

	6m	1y	3y
Perf (%)	+16.55%	+13.42%	-
Perf (abs.)	+2.40	+2.00	-
Beta	-	-	-
Volatility	14.61	15.19	-

5y



Information about previous performance does not guarantee future performance.  
Source: FactSet

## Price data

Ø price 5 days   Ø volume 5 days (pcs.)	16.92 EUR (0)
Ø price 30 days   Ø volume 30 days (pcs.)	17.08 EUR (0)
Ø price 100 days   Ø volume 100 days (pcs.)	16.20 EUR (0)
Ø price 250 days   Ø volume 250 days (pcs.)	14.91 EUR (0)
YTD High   date	17.80 EUR (2024/08/30)
YTD Low   date	12.90 EUR (2024/02/12)
52 Weeks High   date	17.80 EUR (2024/08/30)
52 Weeks Low   date	12.50 EUR (2023/12/13)

## All listings for TOPAZ ENERGY CORP.

Exchange <span>⊕</span>	Date	Time	Price	Trading volume (mio.)	Number of trades
Tradegate	2024/09/13	22:26	16.80 EUR	0.00	1
Toronto Stock Exchange	2024/09/13	22:00	25.19 CAD	7.57	925
Stuttgart	2024/09/13	20:07	16.50 EUR	0.00	5
Munich	2024/09/13	08:03	16.90 EUR	0.00	1
Frankfurt	2024/09/13	15:29	16.50 EUR	0.00	4

	13						
FINRA other OTC Issues	2024/09/ 13	21:59	18.54	USD	0.04		17
Duesseldorf	2024/09/ 13	08:11	16.50	EUR	0.00		3

## Company profile

### Company Logo



### Company Profile

-

### Contact Details

TOPAZ ENERGY CORP.

--

----

Telefon: -

Fax: -

E-mail: -