

TECHNICAL OLYMPIC SA EUR5(REGD)

ISIN: **GRS403003007** WKN: -

Overview

2024/09/17 08:01:41

Price
2.42 EUR

Difference  1.26% (0.03)

General attributes

ISIN	GRS403003007
Symbol	OLYMP
Exchange	Frankfurt
Currency	EUR
Sector	Consumer Products
Security type	Stock
Market cap (m)	97 EUR
Benchmark	GREECE

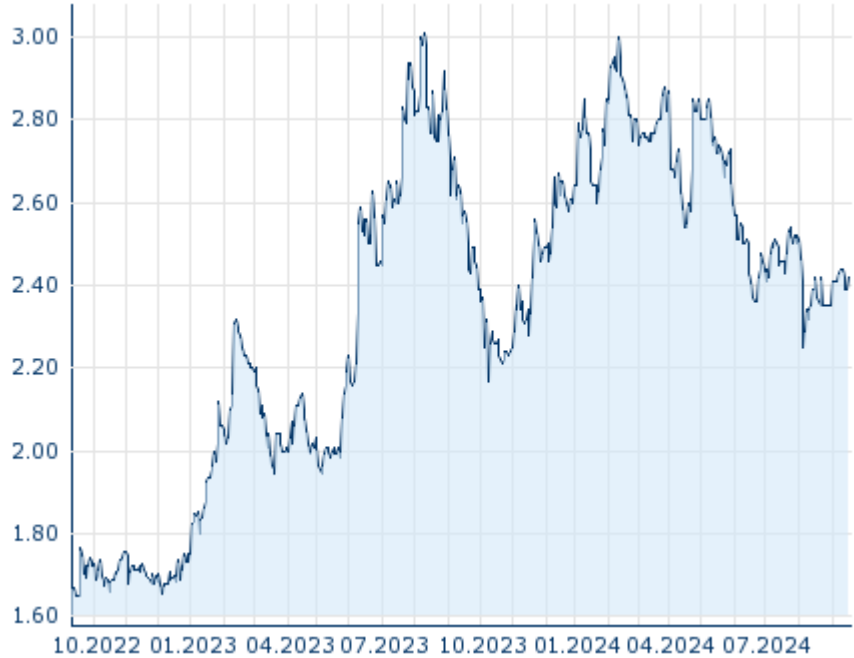
Market data

Bid (Bid size)	-
Ask (Ask size)	-
Open	2.42 EUR
High	2.42 EUR
Low	2.42 EUR
Close (prev. day)	2.39 EUR
VWAP	2.42 EUR
Volume (pcs)	0
Trading volume	0.00
Number of trades	2
Last size	0

Futures and Options









Related Futures	-
Related Options	-

5y



Information about previous performance does not guarantee future performance.
Source: FactSet

Recent research

on sector		on market	
Date		Headline	Download
2024/09/11		Global Equity Ratings	
2024/09/11		Aktienempfehlungen Global	
2024/09/09		Aktienempfehlungen Österreich	
2024/09/05		Global Equity Ratings	
2024/09/05		Aktienempfehlungen Global	

Details

2024/09/17 08:01:41

Price

2.42 EUR

Difference ▲ 1.26% (0.03)

General attributes

ISIN	GRS403003007
Symbol	OLYMP
Exchange	Frankfurt
Currency	EUR
Sector	Consumer Products
Security type	Stock
Market cap (m)	97 EUR
Benchmark	GREECE

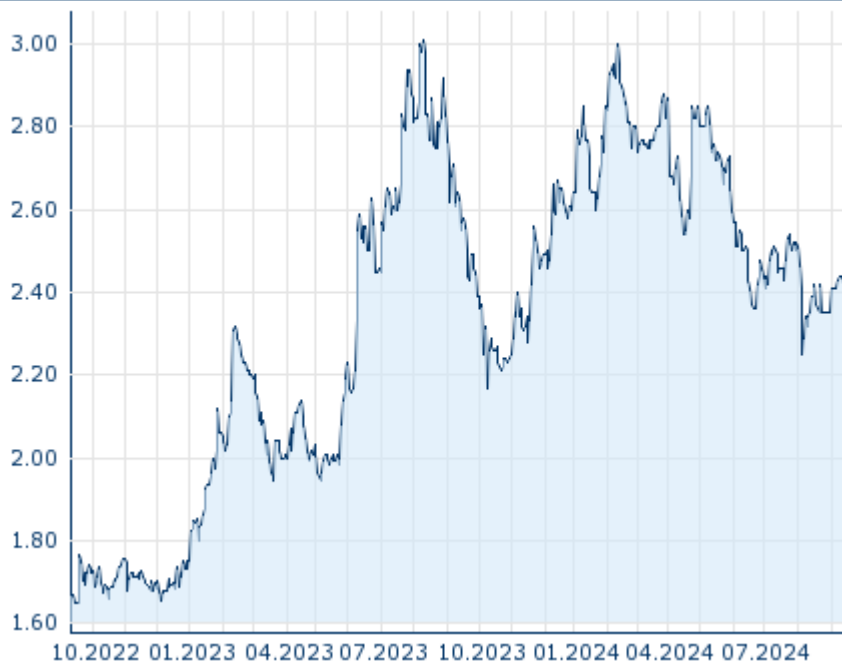
Market data

Bid (Bid size)	-
Ask (Ask size)	-
Open	2.42 EUR
High	2.42 EUR
Low	2.42 EUR
Close (prev. day)	2.39 EUR
VWAP	2.42 EUR
Volume (pcs)	0
Trading volume	0.00
Number of trades	2
Last size	0

Performance and Risk

	6m	1y	3y
Perf (%)	-12.64%	-5.84%	-
Perf (abs.)	-0.35	-0.15	-
Beta	-	-	-
Volatility	26.27	27.18	-

5y



Information about previous performance does not guarantee future performance.
Source: FactSet

Price data

Ø price 5 days Ø volume 5 days (pcs.)	2.41 EUR (0)
Ø price 30 days Ø volume 30 days (pcs.)	2.38 EUR (0)
Ø price 100 days Ø volume 100 days (pcs.)	2.51 EUR (0)
Ø price 250 days Ø volume 250 days (pcs.)	2.57 EUR (0)
YTD High date	3.00 EUR (2024/02/12)
YTD Low date	2.25 EUR (2024/08/06)
52 Weeks High date	3.00 EUR (2024/02/12)
52 Weeks Low date	2.17 EUR (2023/10/10)

All listings for TECHNICAL OLYMPIC SA EUR5(REGD)

Exchange	Date	Time	Price	Trading volume (mio.)	Number of trades
Stuttgart	2024/09/17	11:38	2.16 EUR	0.00	8
London Stock Exchange	2018/05/22	17:36	2.10 EUR	0.00	1
Frankfurt	2024/09/17	08:01	2.42 EUR	0.00	2
Duesseldorf	2024/09/17	08:12	2.41 EUR	0.00	3
Athens Stock	2024/09/17	16:09	2.45 EUR	0.01	29

Company profile

Company Logo



Company Profile

-

Contact Details

TECHN OLYMPIC

--

Telefon: -

Fax: -

E-mail: -