

UCORE RARE METALS INC.

ISIN: CA90348V3011 WKN: -

Overview

2024/07/26 22:02:11

Price

0.454 EUR

Difference  -1.30% (-0.01)

General attributes

ISIN CA90348V3011

Symbol UCU

Exchange Tradegate

Currency EUR

Sector Energy / Commodities

Security type Stock

Market cap (m) 28 EUR

Benchmark S&P/TSX 60 INDEX

Market data

Bid (Bid size) 0.44 EUR (2,276)

Ask (Ask size) 0.459 EUR (2,176)

Open 0.454 EUR

High 0.454 EUR

Low 0.454 EUR

Close (prev. day) 0.46 EUR

VWAP 0.472 EUR

Volume (pcs) -

Trading volume -

Number of trades 1

Last size -

Futures and Options

Related Futures -

Related Options -








5y



Information about previous performance does not guarantee future performance.

Source: FactSet

Recent research

on sector		
Date	Headline	Download
2024/07/26	 Equity Weekly	
2024/07/24	 Global Equity Ratings	
2024/07/24	 Aktienempfehlungen Global	
2024/07/15	 Aktienempfehlungen Global	
2024/07/12	 Equity Weekly	

Details

2024/07/26 22:02:11

Price

0.454 EUR

 Difference 📉 -1.30% (-0.01)

General attributes

ISIN	CA90348V3011
Symbol	UCU
Exchange	Tradegate
Currency	EUR
Sector	Energy / Commodities
Security type	Stock
Market cap (m)	28 EUR
Benchmark	S&P/TSX 60 INDEX

Market data

Bid (Bid size)	0.44 EUR (2,276)
Ask (Ask size)	0.459 EUR (2,176)
Open	0.454 EUR
High	0.454 EUR
Low	0.454 EUR
Close (prev. day)	0.46 EUR
VWAP	0.472 EUR
Volume (pcs)	-
Trading volume	-
Number of trades	1
Last size	-

Performance and Risk

	6m	1y	3y
Perf (%)	-19.58%	-30.30%	-27.56%
Perf (abs.)	-0.11	-0.20	-0.18
Beta	0.59	0.27	0.56
Volatility	38.93	50.40	61.59

5y



Information about previous performance does not guarantee future performance.
Source: FactSet

Price data

Ø price 5 days Ø volume 5 days (pcs.)	0.463 EUR (735)
Ø price 30 days Ø volume 30 days (pcs.)	0.446 EUR (965)
Ø price 100 days Ø volume 100 days (pcs.)	0.483 EUR (1,457)
Ø price 250 days Ø volume 250 days (pcs.)	0.513 EUR (2,093)
YTD High date	0.660 EUR (2024/01/03)
YTD Low date	0.395 EUR (2024/07/02)
52 Weeks High date	0.688 EUR (2023/12/22)
52 Weeks Low date	0.395 EUR (2024/07/02)

All listings for UCORE RARE METALS INC.

Exchange	Date	Time	Price	Trading volume (mio.)	Number of trades
Tradegate	2024/07/26	22:02	0.454 EUR	0.00	1
TSX Venture Exchange	2024/07/26	20:20	0.68 CAD	0.02	11
Stuttgart	2024/07/26	14:44	0.45 EUR	0.00	5
Frankfurt	2024/07/26	08:05	0.44 EUR	0.00	2
FINRA other OTC	2024/07/26	20:04	0.49 USD	0.00	9

Issues	26						
Berlin	2024/07/26	20:48	0.449	EUR	0.00		20

Company profile

Company Logo



Company Profile

-

Contact Details

UCORE RARE METALS

--

Waterfront Drive, Suite 106 210 B4A 0H3
Bedford

Telefon: +1 902 482 5214

Fax: +1 (902) 492-0917

E-mail: info@ucore.com