

BLE KEDROS R.E.I.C EUR1.00

ISIN: **GRS524003001** WKN: -

Overview

2024/07/12 15:29:02

Price
3.27 EURDifference  -0.61% (-0.02)

General attributes

ISIN	GRS524003001
Symbol	BLEKEDROS
Exchange	Frankfurt
Currency	EUR
Sector	-
Security type	Stock
Market cap (m)	150 EUR
Benchmark	GREECE

Market data

Bid (Bid size)	-
Ask (Ask size)	-
Open	3.39 EUR
High	3.39 EUR
Low	3.27 EUR
Close (prev. day)	3.29 EUR
VWAP	2.79 EUR
Volume (pcs)	0
Trading volume	0.00
Number of trades	4
Last size	0

Futures and Options

Related Futures	-
Related Options	-









5y



Information about previous performance does not guarantee future performance.
Source: FactSet

Recent research

on market

Date	Headline	Download
2024/07/12	 Aktienempfehlungen Global	
2024/07/03	 Global Strategy 3Q 2024	
2024/07/03	 Global Strategy 3Q 2024	
2024/06/21	 Global Equity Ratings	
2024/06/21	 Aktienempfehlungen Global	

Details

2024/07/12 15:29:02

Price

3.27 EUR

Difference  -0.61% (-0.02)

General attributes

ISIN	GRS524003001
Symbol	BLEKEDROS
Exchange	Frankfurt
Currency	EUR
Sector	-
Security type	Stock
Market cap (m)	150 EUR
Benchmark	GREECE

Market data

Bid (Bid size)	-
Ask (Ask size)	-
Open	3.39 EUR
High	3.39 EUR
Low	3.27 EUR
Close (prev. day)	3.29 EUR
VWAP	2.79 EUR
Volume (pcs)	0
Trading volume	0.00
Number of trades	4
Last size	0

Performance and Risk

	6m	1y	3y
Perf (%)	+1.24%	+29.25%	-
Perf (abs.)	+0.04	+0.74	-
Beta	-0.01	0.05	0.02
Volatility	22.01	21.05	-

5y



Information about previous performance does not guarantee future performance.
Source: FactSet

Price data

Ø price 5 days Ø volume 5 days (pcs.)	3.27 EUR (0)
Ø price 30 days Ø volume 30 days (pcs.)	3.23 EUR (0)
Ø price 100 days Ø volume 100 days (pcs.)	3.19 EUR (0)
Ø price 250 days Ø volume 250 days (pcs.)	2.99 EUR (0)
YTD High date	3.39 EUR (2024/07/01)
YTD Low date	3.11 EUR (2024/02/06)
52 Weeks High date	3.39 EUR (2024/07/01)
52 Weeks Low date	2.35 EUR (2023/09/25)

All listings for BLE KEDROS R.E.I.C EUR1.00

Exchange 	Date	Time	Price	Trading volume (mio.)	Number of trades
Frankfurt	2024/07/12	15:29	3.27 EUR	0.00	4
Athens Stock Exchange	2024/07/12	16:14	3.47 EUR	0.01	31

Company profile

Company Logo

Contact Details

BLE KEDROS REAL ESTATE
INVESTMENT COMPANY

--

Telefon: -

Fax: -

E-mail: -

Company Profile

-