

EVEREST GROUP LTD.

ISIN: **BMG3223R1088** WKN: **G3223R108**

Overview

2024/07/26 08:02:41

Price

348.70 EUR

Difference  -1.97% (-7.00)

General attributes

ISIN	BMG3223R1088
Symbol	EG
Exchange	Munich
Currency	EUR
Sector	Financial
Security type	Stock
Market cap (m)	15,336 EUR
Benchmark	MSCI WORLD INDEX (STRD, UHD)

Market data

Bid (Bid size)	352.10 EUR (20)
Ask (Ask size)	353.50 EUR (20)
Open	348.70 EUR
High	348.70 EUR
Low	348.70 EUR
Close (prev. day)	355.70 EUR
VWAP	380.00 EUR
Volume (pcs)	0
Trading volume	0.00
Number of trades	1
Last size	0

Futures and Options











Related Futures	-
Related Options	-

5y



Information about previous performance does not guarantee future performance.
Source: FactSet

Recent research

on sector			
Date		Headline	Download
2024/07/24		Global Equity Ratings	
2024/07/24		Aktienempfehlungen Global	
2024/07/19		Equity Weekly	
2024/07/15		Aktienempfehlungen Global	
2024/07/12		Global Equity Ratings	

Details

2024/07/26 08:02:41

Price

348.70 EUR

Difference ▼ -1.97% (-7.00)

General attributes

ISIN	BMG3223R1088
Symbol	EG
Exchange	Munich
Currency	EUR
Sector	Financial
Security type	Stock
Market cap (m)	15,336 EUR
Benchmark	MSCI WORLD INDEX (STRD, UHD)

Market data

Bid (Bid size)	352.10 EUR (20)
Ask (Ask size)	353.50 EUR (20)
Open	348.70 EUR
High	348.70 EUR
Low	348.70 EUR
Close (prev. day)	355.70 EUR
VWAP	380.00 EUR
Volume (pcs)	0
Trading volume	0.00
Number of trades	1
Last size	0

Performance and Risk

	6m	1y	3y
Perf (%)	+1.37%	+5.03%	-
Perf (abs.)	+4.70	+16.70	-
Beta	0.23	0.27	0.62
Volatility	17.46	18.79	-

5y



Information about previous performance does not guarantee future performance.
Source: FactSet

Price data

Ø price 5 days Ø volume 5 days (pcs.)	355.26 EUR (0)
Ø price 30 days Ø volume 30 days (pcs.)	350.72 EUR (0)
Ø price 100 days Ø volume 100 days (pcs.)	351.44 EUR (0)
Ø price 250 days Ø volume 250 days (pcs.)	350.02 EUR (0)
YTD High date	367.00 EUR (2024/04/02)
YTD Low date	318.00 EUR (2024/01/02)
52 Weeks High date	382.00 EUR (2023/10/17)
52 Weeks Low date	318.00 EUR (2023/08/09)

Arbitrage views

Exchange	Date	Time	Price	Trading volume (mio.)	Number of trades
Tradegate	2024/07/26	22:26	352.70 EUR	0.04	4
Stuttgart	2024/07/26	08:05	342.00 EUR	0.00	3
NYSE	2024/07/26	22:00	382.93 USD	127.33	9,572
Munich	2024/07/26	08:02	348.70 EUR	0.00	1
London Stock	2023/02/	12:50	386.17 USD	5.02	1

Exchange	27					
Hanover	2024/07/ 26	08:01	341.90	EUR	0.00	3
Frankfurt	2024/07/ 26	08:09	343.70	EUR	0.00	2
Duesseldorf	2024/07/ 26	19:31	351.70	EUR	0.00	7

Company profile

Company Logo



Contact Details

EVEREST GROUP LTD.

--

Seon Place, 141 Front Street - HM 19
Hamilton

Telefon: +1-441-295-0006

Fax: +1-441-295-4828

E-mail: -

Company Profile

-

Members of Management Board

Juan C. Andrade	Chairman of Managing Board
Anne Rocco	Member of Executive Committee
Ari Moskowitz	Member of Executive Committee
Chris Downey	Member of Executive Committee
Dawn Lauer	Member of Executive Committee
Gail M. Van Beveren	Member of Executive Committee
Jim Williamson	Member of Executive Committee
Mark Kociancic	Member of Executive Committee
Mike Karmilowicz	Member of Executive Committee
Mike Mulray	Member of Executive Committee
Srini Maddineni	Member of Executive Committee

Board of directors

Joseph Taranto	Chairman of Supervisory Board
Geraldine Losquadro	Member of Supervisory Board
Hazel McNeilage	Member of Supervisory Board
John Amore	Member of Supervisory Board
John Graf	Member of Supervisory Board
Meryl Hartzband	Member of Supervisory Board
Roger Singer	Member of Supervisory Board
William Galtney	Member of Supervisory Board