

# JPMORGAN CHASE & CO. FUTURE (JPMF) - EUX/202309

2023/03/24 18:33:18

**Price**  
**125.2977** USD

**Difference**  **-3.25% (-4.20)**

### General attributes

|               |                     |
|---------------|---------------------|
| Symbol        | JPMFU23             |
| Exchange      | Eurex               |
| Currency      | USD                 |
| Security type | Future              |
| Underlying    | JPMORGAN CHASE & CO |
| Maturity      | 09-2023             |
| Contract size | 100                 |

### Market data

|                         |                     |
|-------------------------|---------------------|
| Bid (Bid size)          | - USD (-)           |
| Ask (Ask size)          | - USD (-)           |
| Open                    | 125.2977 USD        |
| High                    | 125.2977 USD        |
| Low                     | 125.2977 USD        |
| Close (prev. day)       | 129.5026 USD        |
| Underlying              | JPMORGAN CHASE & CO |
| Underlying price (date) | 124.91 (23/03/24)   |
| Settlement price (date) | 125.30 (23/03/24)   |
| Open Interest           | 0                   |

### Performance and Risk

|             | 6m      | 1y    | 3y    |
|-------------|---------|-------|-------|
| Perf (%)    | +15.90% | -     | -     |
| Perf (abs.) | +17.19  | -     | -     |
| Beta        | -       | -     | -     |
| Volatility  | 24.49   | 25.56 | 25.56 |

### Futures and Options

|                 |   |
|-----------------|---|
| Related Futures | - |
| Related Options | - |

5y













Information about previous performance does not guarantee future performance.  
Source: FactSet

### Price data

|   |                           |
|---|---------------------------|
| Ø price 5 days   Ø volume 5 days (pcs.)     | 128.9653 USD (0)          |
| Ø price 30 days   Ø volume 30 days (pcs.)   | 138.5168 USD (0)          |
| Ø price 100 days   Ø volume 100 days (pcs.) | 138.0576 USD (0)          |
| Ø price 250 days   Ø volume 250 days (pcs.) | - USD (0)                 |
| YTD High   date                             | 145.7453 USD (2023/03/06) |
| YTD Low   date                              | 125.2977 USD (2023/03/24) |
| 52 Weeks High   date                        | 145.7453 USD (2023/03/06) |
| 52 Weeks Low   date                         | 104.7814 USD (2022/10/11) |

### Recent Research

| on underlying | on sector   | on market                 |   |
|---------------|---|---------------------------|---|
| Date          |   | Headline                  | Download  |
| 2023/03/16    |  | Global Equity Ratings     |  |
| 2023/03/16    |  | Aktienempfehlungen Global |  |
| 2023/03/10    |  | Global Equity Ratings     |  |
| 2023/03/10    |  | Aktienempfehlungen Global |  |
| 2023/02/27    |  | Global Equity Ratings     |  |